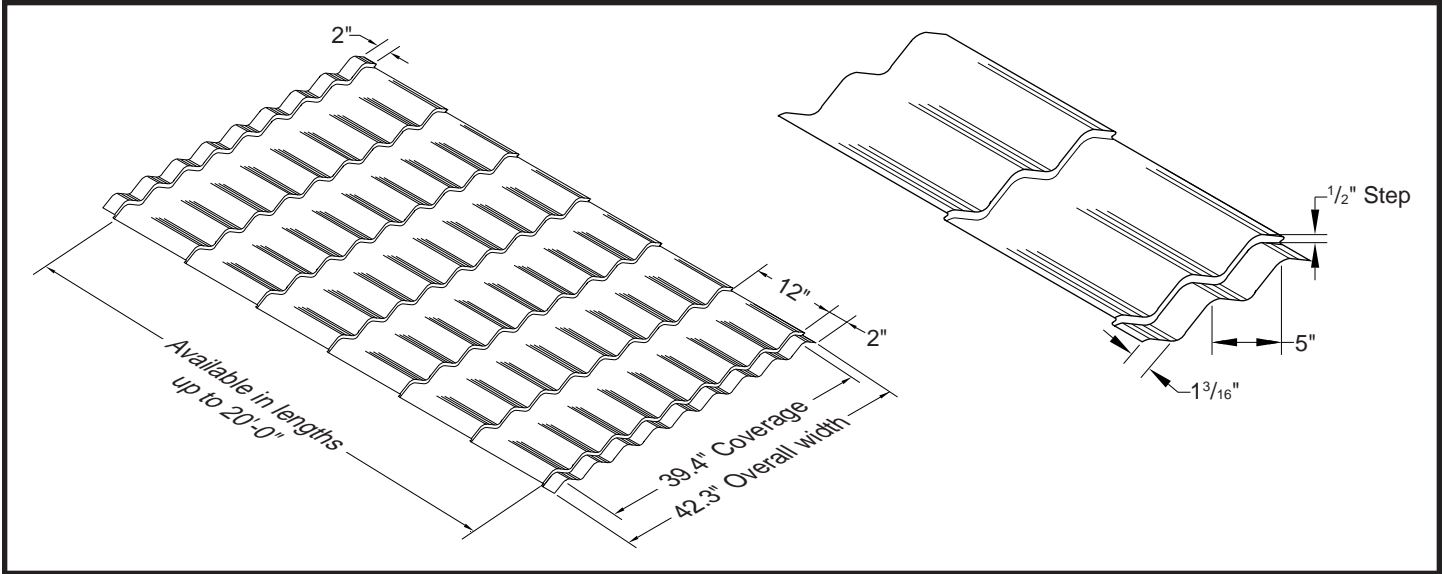


STILE®



ARCHITECTURAL
RESIDENTIAL
PANEL

DIRECT
FASTEN

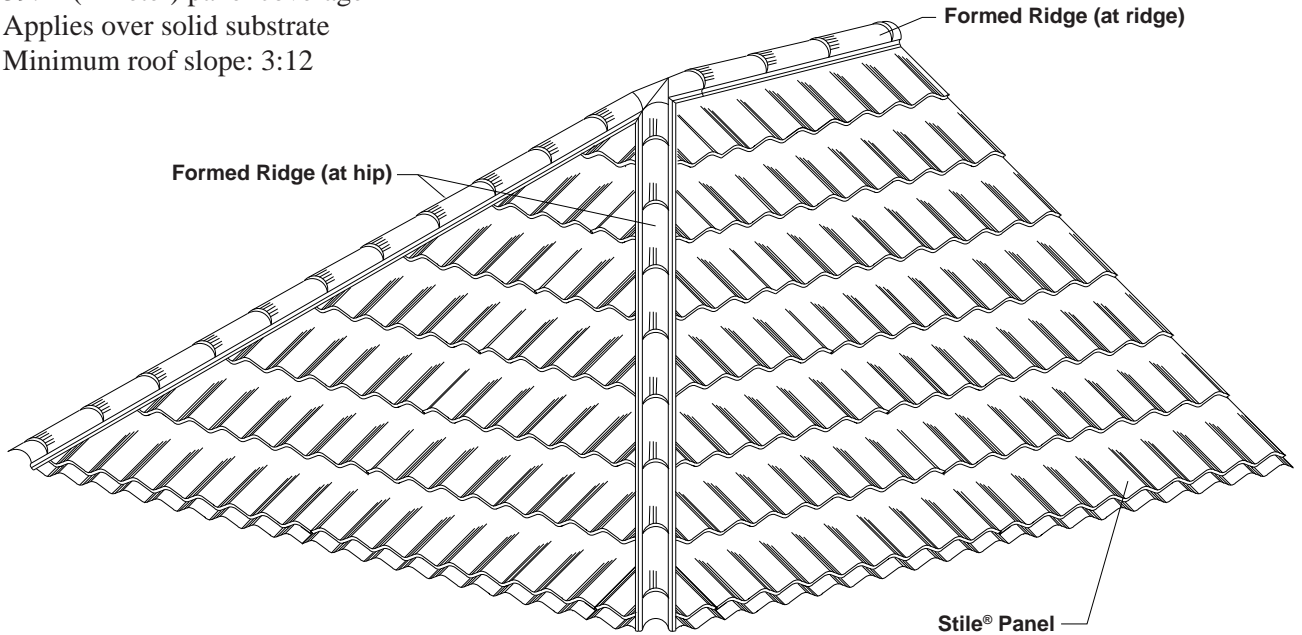
39.4" (1 METER)
COVERAGE

MINIMUM
3:12 SLOPE

SOLID WOOD
SUBSTRATE

PANEL OVERVIEW

- ▶ Finish: Kynar 500 (PVDF)
- ▶ Gauge: 26ga
- ▶ 39.4" (1 meter) panel coverage
- ▶ Applies over solid substrate
- ▶ Minimum roof slope: 3:12

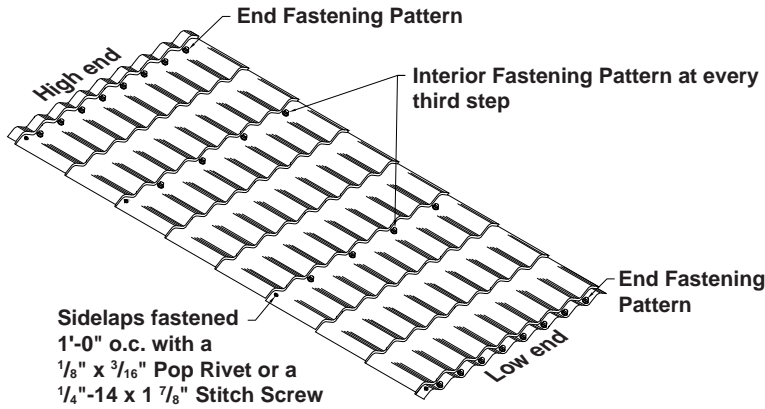


TESTING

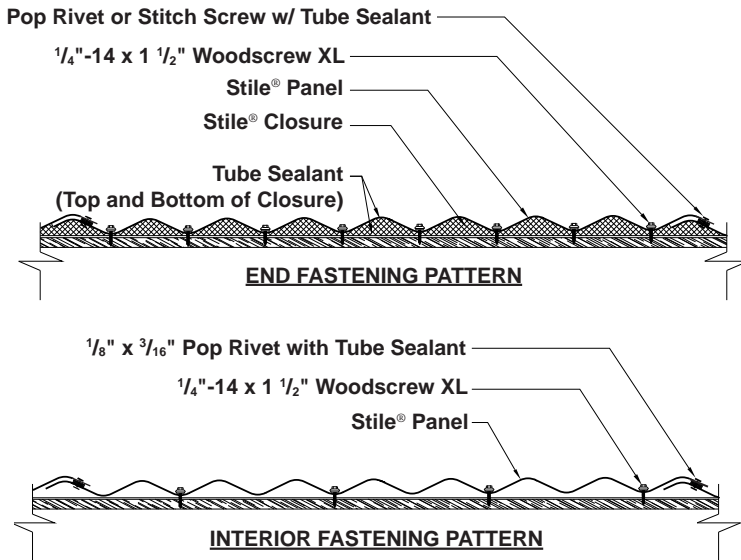
- ▶ UL 2218, Class 4 Impact Resistance
- ▶ UL 790, Class A Fire Resistance Rating
- ▶ Florida Building Code Approved 5807.2
- ▶ Miami-Dade County Approved 05-1109.04
- ▶ UL 580 Class 90 Wind Uplift, Construction Number 533 over 5/8" plywood deck

STILE®

ATTACHMENT DETAIL



FASTENING PATTERNS



GENERAL INFORMATION

► Slope

The minimum recommended slope for the Stile® roof panel is 3:12.

► Substructure

The recommended substrate is 5/8" plywood with a 30 pound felt moisture barrier. To avoid panel distortion, use a properly aligned and uniform substructure.

NOTE: Stile® roof panels are not recommended for use over open structural framing.

► Coverage

Stile® panels have a coverage of 39.4" (1 meter).

► Length

Minimum factory cut panel length is 3'-0". Maximum panel length is 20'-0". Panel lengths are available in 1'-0" increments.

► Fasteners

The fastener selection guide should be consulted for choosing the proper fastener for specific applications. Quantity and type of fastener must meet necessary loading and code requirements.

NOTE: All panels are subject to surface distortion due to improperly applied fasteners. Overdriven fasteners will cause stress and induce oil canning across the face of the panel at or near the point of attachment.

► Availability

Finish: Kynar 500 (PVDF) colors.

Gauge: 26ga standard

SECTION PROPERTIES

ALLOWABLE UNIFORM LIVE LOADS PSF (3 or More Equal Spans)

Ga.	Width (in.)	Yield KSI	Weight PSF	Top in Compression		Bottom in Compression		Outward Uplift (Stress) Load		
				Ixx	Sxx	Ixx	Sxx	1'-0"	2'-0"	3'-0"
				ln ⁴ /ft	ln ³ /ft	ln ⁴ /ft	ln ³ /ft			
26	39.4"	25	0.83	0.0396	0.0644	0.0396	0.0643	103	77	50

- Theoretical section properties have been calculated per AISI 2001 "Specification for the Design of Cold-formed Steel Structural Members." Ixx and Sxx are effective section properties for deflection and bending.
- Allowable load is calculated in accordance with AISI 2001 specifications considering bending, shear, combined bending and shear, deflection, uplift testing, pullout from 5/8" plywood, and pullover. Allowable load considers the worst case of 3 and 4 equal span conditions. Allowable load does not address web crippling. Panel weight is not considered.
- Deflection consideration is limited by a maximum deflection ratio of L/180 of span.
- Allowable loads do not include a 1/3 stress increase in uplift.

metal sales
manufacturing corporation



Kent, WA (800) 431-3470
Temple, TX (800) 543-4415
Longmont, CO (800) 289-7663
Antioch, TN (800) 251-8508
Woodland, CA (800) 759-6019
Rogers, MN (800) 328-9316
Spokane, WA (800) 572-6565

Jefferson, OH (800) 321-5833
Rock Island, IL (800) 747-1206
Sellersburg, IN (800) 999-7777
Jacksonville, FL (800) 394-4419
Orwigsburg, PA (800) 544-2577
Independence, MO (800) 747-0012
Fontana, CA (800) 782-7953

Anchorage, AK (866) 640-7663
Bay City, MI (888) 777-7640
Detroit Lakes, MN (888) 594-1394
Mocksville, NC (800) 228-6119