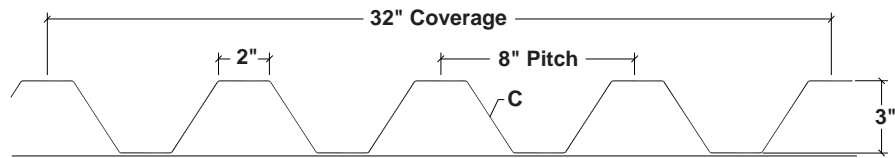
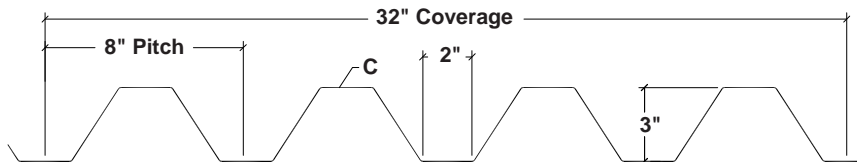


# T23 PANEL

## ROOF PANEL



## WALL PANEL



ARCHITECTURAL  
COMMERCIAL  
INDUSTRIAL  
PANEL

DIRECT FASTENED  
(EXPOSED)

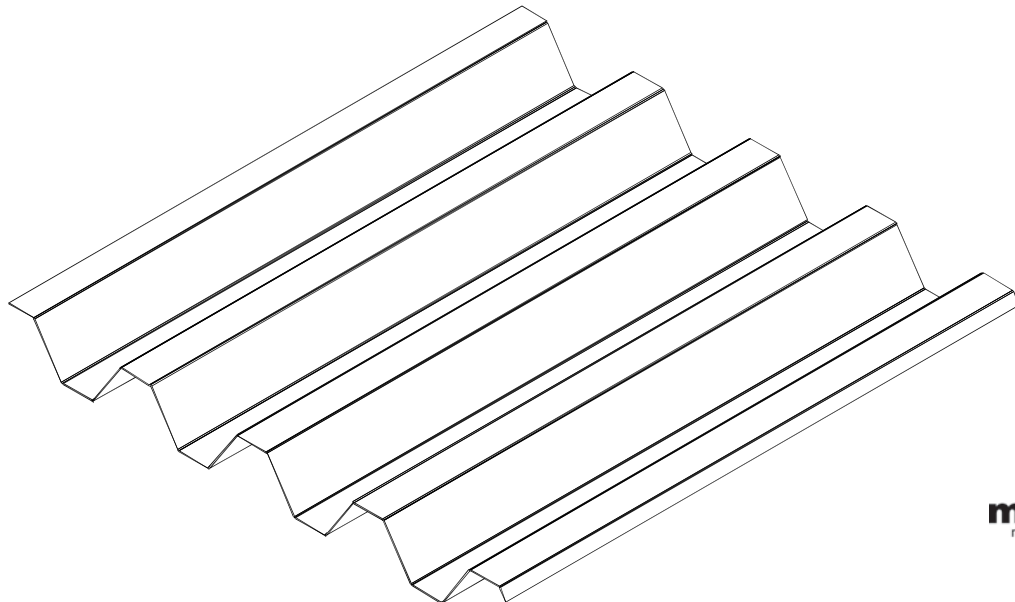
32"  
COVERAGE

MINIMUM  
1:12

OPEN FRAMING OR  
SOLID SUBSTRATE

## PANEL OVERVIEW

- ▶ Finishes: Kynar 500 (PVDF) standard, optional; multi-pass Kynar, Marblique, Plastisol, Polyester, and MS Colorfast45® (SMP)
- ▶ Gauges: 24ga, 22ga, 20ga, and 18ga
- ▶ 32" panel coverage, 3" rib height
- ▶ Trapezoidal ribs on 8" centers
- ▶ Optional material availability: Stainless Steel, Weathering Steel, Copper, and Aluminum
- ▶ Custom capabilities include:
  - Crimp curving
  - Curving may be convex, concave, or "S" curves
  - Perforated panels for wind screens and liner panels

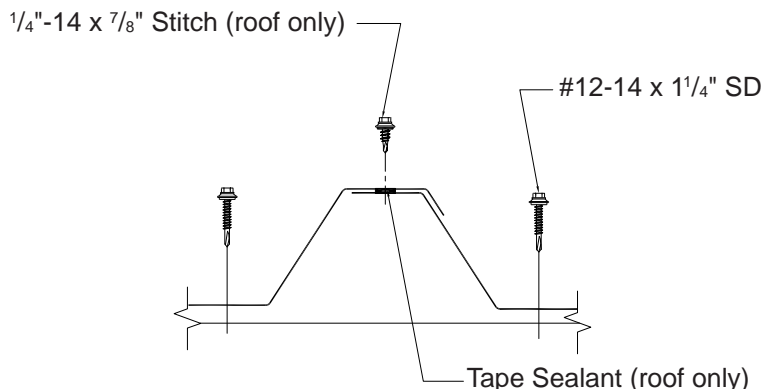


metal sales  
manufacturing corporation

ms

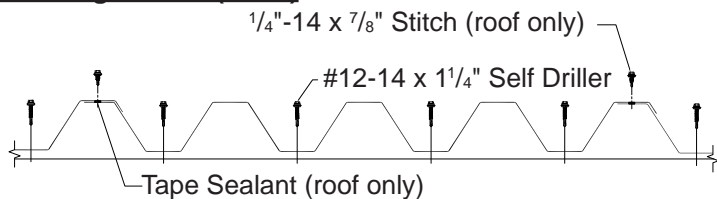
# T23 PANEL

## ATTACHMENT DETAIL

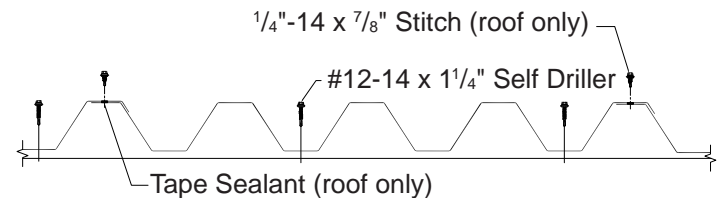


## FASTENING PATTERNS

### Fastening Pattern (Ends)



### Fastening Pattern (Field)



## GENERAL INFORMATION

### ► Substructure

T23 Panel is designed to be utilized over open structural framing, or a solid substrate.

### ► Coverage

T23 Panels are available in a 3" depth with a 32" width coverage.

### ► Length

Minimum factory cut length is 5'-0".  
Maximum recommended panel length is 36'-0".

### ► Fasteners

The fastener selection guide should be consulted for choosing the proper fastener for specific applications. Quantity and type of fastener must meet necessary loading and code requirements.

*NOTE: All panels are subject to surface distortion due to improperly applied fasteners. Overdriven fasteners will cause stress and induce oil canning across the face of the panel at or near the point of attachment.*

### ► Availability

*Finishes:* Kynar 500 (PVDF) standard; optional: multi-pass Kynar, Marblique, Plastisol, Polyester, and MS Colorfast45® (SMP)  
*Gauges:* 24ga, 22ga, 20ga, and 18ga

## SECTION PROPERTIES

## ALLOWABLE UNIFORM LIVE LOADS PSF (3 or More Equal Spans)

Ga.	Width (in.)	Yield KSI	Weight PSF	Top in Compression		Bottom in Compression		Inward (Gravity / Deflection) Load						Outward Uplift (Stress) Load					
				Ixx In <sup>4</sup> /ft	Sxx In <sup>3</sup> /ft	Ixx In <sup>4</sup> /ft	Sxx In <sup>3</sup> /ft	6'	7'	8'	10'	12'	14'	6'	7'	8'	10'	12'	14'
24	32"	50	1.46	0.3780	0.2154	0.3765	0.1974	106	81	64	43	30	23	150	115	91	61	44	33
22	32"	50	1.88	0.5726	0.3578	0.5790	0.3326	192	145	113	74	52	37	271	206	161	106	74	55
20	32"	33	2.24	0.7125	0.4548	0.7425	0.4433	183	136	105	67	47	35	251	186	143	92	64	47
18	32"	33	2.93	0.9975	0.6551	1.0350	0.6334	267	197	151	97	67	50	367	271	208	134	93	68

- Theoretical section properties have been calculated per AISI 2001 "Specification for the Design of Cold-formed Steel Structural Members." Ixx and Sxx are effective section properties for deflection and bending.
- Allowable load is calculated in accordance with AISI 2001 specifications considering bending, shear, combined bending and shear, deflection, and applicable testing when available. Allowable load considers the worst case of 3 and 4 equal span conditions. Allowable load does not address web crippling or fasteners/support connection and panel weight is not considered.
- Deflection consideration is limited by a maximum deflection ratio of L/180 of span.
- Allowable loads do not include a 1/3 stress increase in uplift.



Kent, WA (800) 431-3470  
 Temple, TX (800) 543-4415  
 Longmont, CO (800) 289-7663  
 Antioch, TN (800) 251-8508  
 Woodland, CA (800) 759-6019  
 Rogers, MN (800) 328-9316  
 Spokane, WA (800) 572-6565

Jefferson, OH (800) 321-5833  
 Rock Island, IL (800) 747-1206  
 Sellersburg, IN (800) 999-7777  
 Jacksonville, FL (800) 394-4419  
 Orwigsburg, PA (800) 544-2577  
 Independence, MO (800) 747-0012  
 Fontana, CA (800) 782-7953

Anchorage, AK (866) 640-7663  
 Bay City, MI (888) 777-7640  
 Detroit Lakes, MN (888) 594-1394  
 Mocksville, NC (800) 228-6119