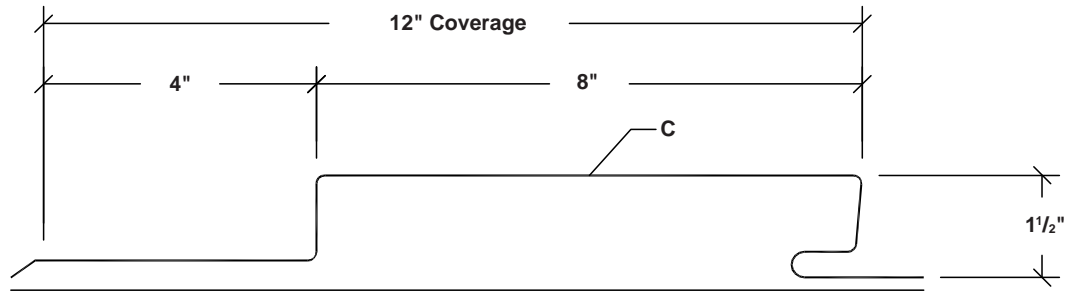


# TL-17C PANEL

## SIDING PANEL



ARCHITECTURAL  
COMMERCIAL  
INDUSTRIAL  
PANEL

CONCEALED  
FASTENERS

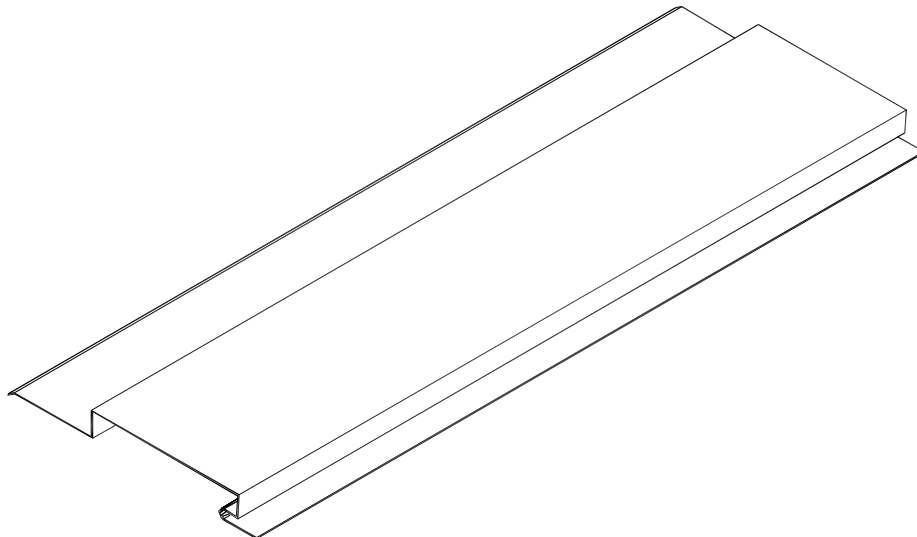
12"  
COVERAGE

CUSTOM  
CAPABILITIES

OPEN FRAMING OR  
SOLID SUBSTRATE

## PANEL OVERVIEW

- ▶ Finishes: Kynar 500 (PVDF) standard, optional; multi-pass Kynar, Marblique, Plastisol, Polyester, and MS Colorfast45® (SMP)
- ▶ Gauges: 24g, 22ga, 20ga, and 18ga
- ▶ 12" panel coverage, 1 1/2" height
- ▶ Optional material availability: Stainless Steel, Weathering Steel, Copper, and Aluminum
- ▶ Use on single skin or field-assembled wall system applications
- ▶ Concealed fastened system
- ▶ Custom capabilities include:
  - Perforated panels for wind screens and liner panels
  - Tapering

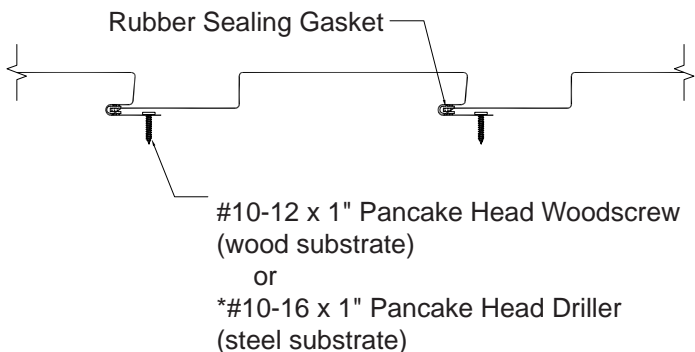


metal sales  
manufacturing corporation



# TL-17C PANEL

## FASTENING PATTERN



\*Pre-drilling into thicker steel may be required.

## GENERAL INFORMATION

### ► Substructure

TL-17C panels are designed to be utilized over open structural framing, or a solid substrate.

### ► Coverage

TL-17C panels are available in a 1½" depth with a 12" width coverage.

### ► Length

Minimum factory cut length is 5'-0".  
Maximum recommended panel length is 34'-0".

### ► Fasteners

The fastener selection guide should be consulted for choosing the proper fastener for specific applications. Quantity and type of fastener must meet necessary loading and code requirements.

*NOTE: All panels are subject to surface distortion due to improperly applied fasteners. Overdriven fasteners will cause stress and induce oil canning across the face of the panel at or near the point of attachment.*

### ► Availability

*Finishes:* Kynar 500 (PVDF) standard; optional: multi-pass Kynar, Marblique, Plastisol, Polyester, and MS Colorfast45® (SMP)  
*Gauges:* 24ga, 22ga, 20ga, and 18ga

## SECTION PROPERTIES

## ALLOWABLE UNIFORM LOADS PSF (3 or More Equal Spans)

Ga.	Width (in.)	Yield KSI	Weight PSF	Top in Compression		Bottom in Compression		Inward Load						Outward Load					
				Ixx In <sup>4</sup> /ft	Sxx In <sup>3</sup> /ft	Ixx In <sup>4</sup> /ft	Sxx In <sup>3</sup> /ft	2'	3'	4'	5'	6'	8'	2'	3'	4'	5'	6'	8'
24	12"	50	1.45	0.0576	0.0563	0.0829	0.0714	477	229	133	86	60	34	396	185	106	69	48	27
22	12"	50	1.88	0.0854	0.0859	0.1166	0.1025	667	325	189	123	86	49	585	279	161	104	73	38
20	12"	33	2.21	0.1192	0.1259	0.1554	0.1423	577	288	170	111	78	45	533	261	153	100	70	40
18	12"	33	2.89	0.1780	0.1966	0.2200	0.2075	801	408	244	161	113	65	776	392	233	153	108	62

- Theoretical section properties have been calculated per AISI 2001 "Specification for the Design of Cold-formed Steel Structural Members." Ixx and Sxx are effective section properties for deflection and bending.
- Allowable load is calculated in accordance with AISI 2001 specifications considering bending, shear, combined bending and shear, deflection. Allowable load considers the worst case of 3 and 4 equal span conditions. Allowable load does not address web crippling, fasteners/support connection, or panel disengagement. Panel weight is not considered.
- Deflection consideration is limited by a maximum deflection ratio of L/180 of span.
- Allowable loads do not include a 1/3 stress increase.



Kent, WA (800) 431-3470  
Temple, TX (800) 543-4415  
Longmont, CO (800) 289-7663  
Antioch, TN (800) 251-8508  
Woodland, CA (800) 759-6019  
Rogers, MN (800) 328-9316  
Spokane, WA (800) 572-6565

Jefferson, OH (800) 321-5833  
Rock Island, IL (800) 747-1206  
Sellersburg, IN (800) 999-7777  
Jacksonville, FL (800) 394-4419  
Orwigsburg, PA (800) 544-2577  
Independence, MO (800) 747-0012  
Fontana, CA (800) 782-7953

Anchorage, AK (866) 640-7663  
Bay City, MI (888) 777-7640  
Detroit Lakes, MN (888) 594-1394  
Mocksville, NC (800) 228-6119