

7/8" CORRUGATED

Condensed
Technical
Reference

WALL PANEL



COMMERCIAL
INDUSTRIAL
PANEL

EXPOSED
FASTENED

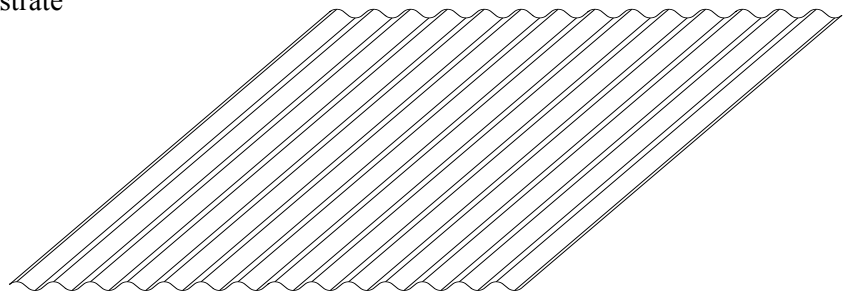
34 2/3"
COVERAGE

WALL
PANEL

OPEN FRAMING OR
SOLID SUBSTRATE

PANEL OVERVIEW

- ▶ Finishes: Standard: MS Colorfast45[®], PVDF, Bare Galvanized and Acrylic-Coated Galvalume[®]
Optional: Weathering Steel
- ▶ Corrosion Protection: AZ55 per ASTM A 792 for unpainted Galvalume[®]
AZ50 per ASTM A 792 for painted Galvalume[®]
G90 per ASTM A 653 for Galvanized
- ▶ Gauges: 26 ga and 24 ga standard; 22 ga and 20 ga optional
- ▶ 34 2/3" panel coverage, alternate coverages are available, 7/8" rib height
- ▶ Panel Length: Minimum: 3'; Maximum: 45' recommended
- ▶ Applies over open framing or solid substrate



TESTING AND APPROVALS

- ▶ UL 2218 Impact Resistance - Class 4
- ▶ UL 263 Fire Resistance Rating - per assembly
- ▶ ASTM E 283 Air Leakage - 0.004 cfm/ft² at 6.24 psf *
- ▶ ASTM E 331 Water Penetration - none at 12 psf*
- ▶ ASTM E 1592 Structural Performance
- ▶ ASTM E 330 Structural Performance
- ▶ 2014 FBC Approval - FL9482.1

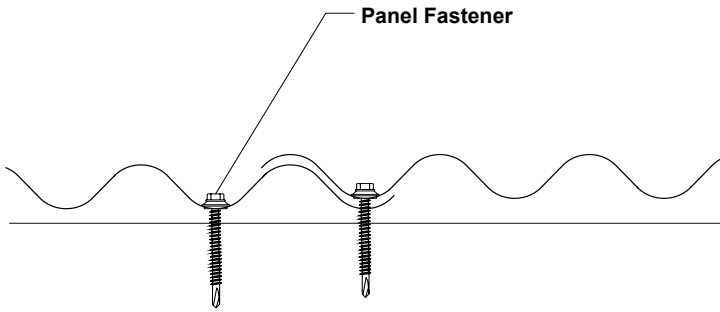
* uses Double Bead Tape Sealant and Stitch Screws 1' oc in Side Lap

ms metal sales[™]
manufacturing corporation

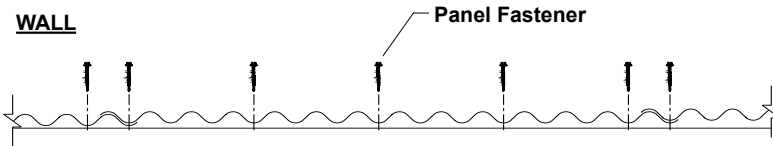
7/8" CORRUGATED

**Condensed
Technical
Reference**

WALL ATTACHMENT



FASTENING PATTERN



FASTENER INFORMATION

Overdriven fasteners will cause panel distortions.

Fasteners should extend 1/2" or more past the inside face of the support material.

Thick panels (ex. 18 ga) or supports (ex. 1/2" steel) may require predrilling of holes for screws.

Panel Fasteners:

Attaching to Wood:

#10-14 Wood Screw

Attaching to Steel:

≤12 ga: #12-14 Driller

For Galvalume panels, custom fasteners with stainless steel or aluminum head are recommended.

Trim Fasteners:

1/4"-14 x 7/8" XL Stitch Screw

1/8" x 3/16" Pop Rivet

SECTION PROPERTIES

ALLOWABLE UNIFORM LOADS, psf For various fastener spacings

Ga	Width in	Yield ksi	Weight psf	Top In Compression		Bottom In Compression		Inward Load							Outward Load						
				Ixx in ⁴ /ft	Sxx in ³ /ft	Ixx in ⁴ /ft	Sxx in ³ /ft	2'	3'	4'	5'	6'	7'	2'	3'	4'	5'	6'	7'		
																				in ⁴ /ft	in ³ /ft
26	34.67	50	0.94	0.0256	0.0576	0.0256	0.0576	322	147	66	34	20	12	322	147	66	34	20	12		
24	34.67	50	1.22	0.0312	0.0739	0.0312	0.0739	412	188	80	41	24	15	412	188	80	41	24	15		
22	34.67	50	1.60	0.0415	0.0950	0.0415	0.0950	530	241	107	55	32	20	530	241	107	55	32	20		
20	34.67	33	1.95	0.0485	0.1139	0.0485	0.1139	419	191	108	64	37	23	419	191	108	64	37	23		

- Theoretical section properties have been calculated per AISI 2012 'North American Specification for the Design of Cold-Formed Steel Structural Members'. Ixx and Sxx are effective section properties for deflection and bending.
- Allowable load is calculated in accordance with AISI 2012 specifications considering bending, shear, combined bending and shear and deflection. Allowable load considers the 3 or more equal spans condition. Allowable load does not address web crippling, fasteners, support material or load testing. Panel weight is not considered.
- Deflection consideration is limited by a maximum deflection ratio of L/180 of span.
- Allowable loads do not include a 1/3 stress increase for wind.

ms metal sales
manufacturing corporation

metalsales.us.com

Anchorage, AK 866.640.7663
Bay City, MI 888.777.7640
Deer Lake, PA 800.544.2577
Denver, CO 800.289.7663

Detroit Lakes, MN 888.594.1394
Fontana, CA 800.782.7953
Fort Smith, AR 877.452.3915
Independence, MO 800.747.0012

Jacksonville, FL 800.394.4419
Jefferson, OH 800.321.5833
Mocksville, NC 800.228.6119
Nashville, TN 800.251.8508
Rock Island, IL 800.747.1206
Rogers, MN 800.328.9316

Seattle, WA 800.431.3470
Sellersburg, IN 800.999.7777
Sioux Falls, SD 888.902.8320
Spokane, WA 800.572.6565
Temple, TX 800.543.4415
Woodland, CA 800.759.6019

©MS1280-78CW/5-2016