


Corrugated Panels

Metal Sales Manufacturing Corporation




Metal Roof & Wall Panels with a Classic Look

- ▶ Choose from MS Colorfast45®, Acrylic Coated Galvalume® or PVDF
- ▶ Available in a wide variety of ENERGY STAR® listed colors
- ▶ Installs over open framing or a solid substrate
- ▶ 29 and 26 standard, 24 gauge optional
- ▶ Minimum 3:12 slope



1.25" Corrugated Panel



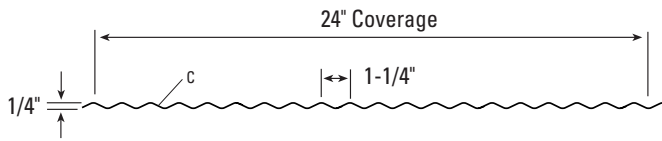
2.5" Corrugated Panel

800.406.7387
metalsales.us.com

ms metal sales™
manufacturing corporation

Corrugated Panels

1.25" CORRUGATED PANEL PROFILE



GENERAL INFORMATION

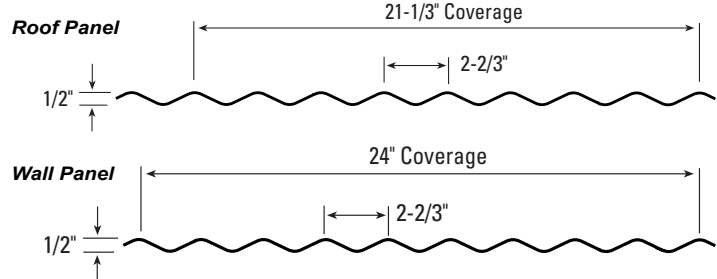
► **Substructure:** Corrugated Panels are designed to be utilized over a solid substrate with a minimum 30# felt underlayment. To avoid panel distortion, use a properly aligned and uniform substructure.

► **Fastener:** Attaching to Wood: #10-14 Wood Screw or #10-14 XL Wood Screw for Galvalume® finish.

1.25" CORRUGATED TESTING

- ▷ **UL 2218 Impact Resistance:** Class 4
- ▷ **UL 790 Fire Resistance Rating:** Class A, per building code
- ▷ **UL 263 Fire Resistance Rating:** per assembly

2.5" CORRUGATED PANEL PROFILE



2.5" CORRUGATED TESTING

- ▷ **UL 263 Fire Resistance Rating:** per assembly
- ▷ **UL 790 Fire Resistance Rating:** Class A, per building code
- ▷ **UL 2218 Impact Resistance:** Class 4
- ▷ **Texas Dept of Insurance Evaluation Report:** RC-159
- ▷ **ICC Evaluation Report:** ESR-2385
- ▷ **2017 FBC Approved:** 29 Ga. over 5/8" Plywood, FL14645.1

1.25" CORRUGATED LOAD TABLE

ROOF/WALL SECTION PROPERTIES								ALLOWABLE UNIFORM LOADS, psf For various fastener spacings											
Ga.	Width in	Yield ksi	Weight psf	Top In Compression		Bottom In Compression		Inward Load					Outward Load						
				lxx in ⁴ /ft	Sxx in ³ /ft	lxx in ⁴ /ft	Sxx in ³ /ft	1'	1.25'	1.5'	1.75'	2'	2.5'	1'	1.25'	1.5'	1.75'	2'	2.5'
29	24	80	0.64	0.0010	0.0070	0.0010	0.0067	167	86	50	31	21	11	167	86	50	31	21	11
26	24	50	0.81	0.0015	0.0087	0.0015	0.0085	196	126	74	47	31	16	202	113	65	41	27	14

2.5" CORRUGATED LOAD TABLES

ROOF SECTION PROPERTIES								ALLOWABLE UNIFORM LOADS, psf For various fastener spacings											
Ga.	Width in	Yield ksi	Weight psf	Top In Compression		Bottom In Compression		Inward Load						Outward Load					
				lxx in ⁴ /ft	Sxx in ³ /ft	lxx in ⁴ /ft	Sxx in ³ /ft	2'	2.5'	3'	3.5'	4'	4.5'	2'	2.5'	3'	3.5'	4'	4.5'
29	21.33	80	0.70	0.0056	0.0215	0.0056	0.0208	118	60	35	22	15	10	118	60	35	22	15	10
26	21.33	50	0.90	0.0073	0.0275	0.0073	0.0274	153	78	45	29	19	13	153	78	45	29	19	13
24	21.33	50	1.17	0.0096	0.0354	0.0096	0.0354	200	102	59	37	25	18	200	102	59	37	25	18

WALL SECTION PROPERTIES								ALLOWABLE UNIFORM LOADS, psf For various fastener spacings											
Ga.	Width in	Yield ksi	Weight psf	Top In Compression		Bottom In Compression		Inward Load						Outward Load					
				lxx in ⁴ /ft	Sxx in ³ /ft	lxx in ⁴ /ft	Sxx in ³ /ft	2'	2.5'	3'	3.5'	4'	4.5'	2'	2.5'	3'	3.5'	4'	4.5'
29	24	80	0.62	0.0050	0.0191	0.0050	0.0185	105	54	31	20	13	9	105	54	31	20	13	9
26	24	50	0.80	0.0065	0.0245	0.0065	0.0244	136	70	40	25	17	12	136	70	40	25	17	12
24	24	50	1.04	0.0085	0.0315	0.0085	0.0315	178	91	53	33	22	16	178	91	53	33	22	16

1. Theoretical section properties have been calculated per AISI 2012 'North American Specification for the Design of Cold-Formed Steel Structural Members'. lxx and Sxx are effective section properties for deflection and bending.
2. Allowable load is calculated in accordance with AISI 2012 specifications considering bending, shear, combined bending and shear and deflection. Allowable load considers the 3 or more equal spans condition. Allowable load does not address web crippling, fasteners, support material or load testing. Panel weight is not considered.
3. Deflection consideration is limited by a maximum deflection ratio of L/180 of span.
4. Allowable loads do not include a 1/3 stress increase for wind.

1006 ©MS/8-2018

Metal Sales Manufacturing Corporation

Anchorage, AK: 866.640.7663
 Bay City, MI: 888.777.7640
 Deer Lake, PA: 800.544.2577
 Denver, CO: 800.289.7663
 Detroit Lakes, MN: 888.594.1394

Fontana, CA: 800.782.7953
 Fort Smith, AR: 877.452.3915
 Independence, MO: 800.747.0012
 Jacksonville, FL: 800.394.4419
 Jefferson, OH: 800.321.5833

Mocksville, NC: 800.228.6119
 Nashville, TN: 800.251.8508
 Rock Island, IL: 800.747.1206
 Rogers, MN: 800.328.9316
 Seattle, WA: 800.431.3470

metalsales.us.com

Sellersburg, IN: 800.999.7777
 Sioux Falls, SD: 888.299.0024
 Spokane, WA: 800.572.6565
 Temple, TX: 800.543.4415
 Woodland, CA: 800.759.6019