

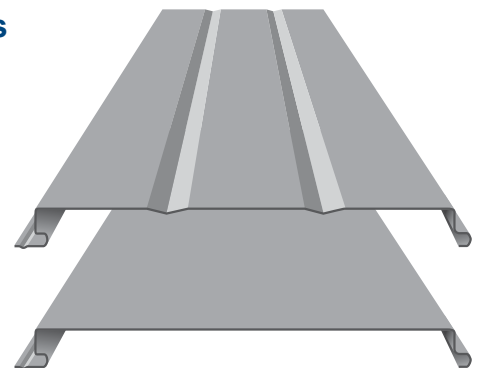
Soffit Panel

Metal Sales Manufacturing Corporation



Metal Soffit, Wall and Liner Panel

- ▶ Choose from PVDF, MS Colorfast45[®] or Acrylic Coated Galvalume[®]
- ▶ Available in a wide variety of ENERGY STAR[®] listed colors
- ▶ Applies over solid substrate or open framing
- ▶ Lanced Soffit Panel for venting available
- ▶ Tongue and groove side lap installation
- ▶ 24 gauge and 26 gauge

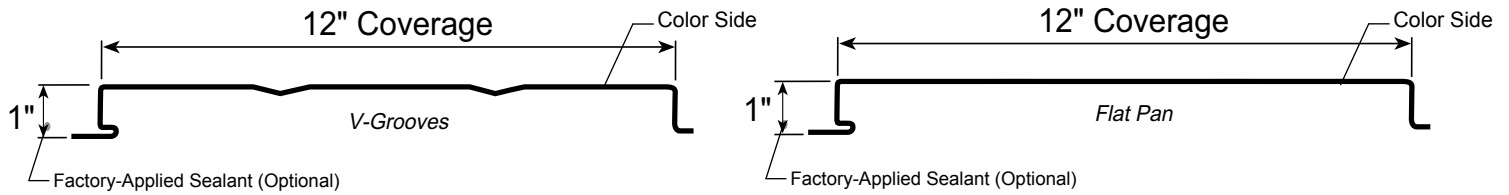


800.406.7387
metalsales.us.com

ms metal sales[™]
manufacturing corporation

SOFFIT PANEL

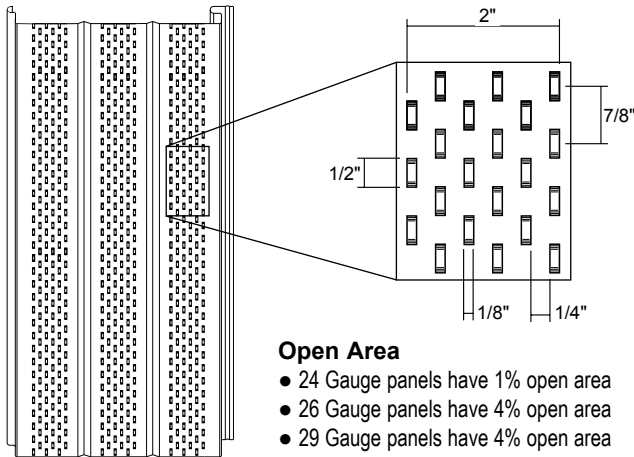
PROFILE



PANEL INFORMATION

- ▶ Concealed, direct-fastened panel
- ▶ Soffit, wall, fascia or liner applications
- ▶ V-Groove, Solid, and Lanced profiles available
- ▶ Gauges: 24 ga. and 26 ga.
- ▶ 45 year paint warranty

LANCED SOFFIT PANEL PATTERN



GENERAL INFORMATION

- ▶ Substructure: Soffit Panel is designed to be utilized over open structural framing or a solid substrate. To avoid panel distortion, use a properly aligned and uniform substructure.
- ▶ Length: Minimum factory cut length is 2'-0".
 - 24 Ga. maximum recommended panel length is 20'-0"
 - 26 Ga. maximum recommended panel length is 20'-0"
 - 29 Ga. maximum recommended panel length is 20'-0"
- ▶ Finishes: Acrylic Coated Galvalume®, MS Colorfast45® or PVDF colors.

For all specific warranty, application, installation, and technical information regarding these products, contact your Metal Sales representative.

TESTING AND APPROVALS

- ▷ ASTM E 263, Fire Resistance Rating - per assembly
- ▷ ASTM E 283 Air Infiltration
- ▷ ASTM E 330 Uniform Static Air Pressure Difference
- ▷ ASTM E 331 Water Penetration
- ▷ 2014 FBC Approved:
 - 24 ga. over 16 ga. Purlins 9482.5

LOAD TABLE

SECTION PROPERTIES								ALLOWABLE UNIFORM LOADS, psf For various fastener spacings											
Ga	Width in	Yield ksi	Weight psf	Top In Compression		Bottom In Compression		Inward Load					Outward Load						
				Ixx in ⁴ /ft	Sxx in ³ /ft	Ixx in ⁴ /ft	Sxx in ³ /ft	2'	2.5'	3'	3.5'	4'	5'	2'	2.5'	3'	3.5'	4'	5'
26	12	50	0.94	0.0130	0.0226	0.0290	0.0339	133	95	71	55	43	32	106	73	53	40	31	23
24	12	50	1.23	0.0189	0.0338	0.0410	0.0480	179	129	97	75	60	40	150	104	76	58	45	30
22	12	50	1.62	0.0278	0.0520	0.0560	0.0651	234	170	129	100	80	54	212	151	112	86	68	45

1. Theoretical section properties have been calculated per AISI 2007 'North American Specification for the Design of Cold-Formed Steel Structural Members'. Ixx and Sxx are effective section properties for deflection and bending.
2. Allowable load is calculated in accordance with AISI 2007 specifications considering bending, shear, combined bending and shear and deflection. Allowable load considers the 3 or more equal spans condition. Allowable load does not address web crippling, fasteners, support material or load testing. Panel weight is not considered.
3. Deflection consideration is limited by a maximum deflection ratio of L/180 of span.
4. Allowable loads do not include a 1/3 stress increase for wind.

1704 ©MS/1-2016

Metal Sales Manufacturing Corporation

Anchorage, AK: 866.640.7663
 Bay City, MI: 888.777.7640
 Deer Lake, PA: 800.544.2577
 Denver, CO: 800.289.7663
 Detroit Lakes, MN: 888.594.1394

Fontana, CA: 800.782.7953
 Fort Smith, AR: 877.452.3915
 Independence, MO: 800.747.0012
 Jacksonville, FL: 800.394.4419
 Jefferson, OH: 800.321.5833

Mocksville, NC: 800.228.6119
 Nashville, TN: 800.251.8508
 Rock Island, IL: 800.747.1206
 Rogers, MN: 800.328.9316
 Seattle, WA: 800.431.3470

metalsales.us.com

Sellersburg, IN: 800.999.7777
 Sioux Falls, SD: 888.299.0024
 Spokane, WA: 800.572.6565
 Temple, TX: 800.543.4415
 Woodland, CA: 800.759.6019