




## A Fitting Solution for Any Application.

As a leading metal roof and wall manufacturer for more than 55 years, Metal Sales is committed to supplying our customers with the right finish for their projects, no matter the size, building type or budget.


Metal Sales ColorFit40, a superb multi-layered coating system, delivers the quality and reliable performance that is paramount to your success. ColorFit40 comes with a 40 year warranty backed by a company with the staying power to honor it. Plus the superior sales and technical support you have come to expect from Metal Sales.

## Features & Benefits

- Panel Gauge: 29 ga.
- Warranty: 40 year film integrity
- Available in your choice of 15 popular colors
- Meets ENERGY STAR® requirements (excluding Black)
- Color-matched trims available




Bright White (39)



White (30)




Light Stone (63)



Taupe (74)\*



Mocha Tan (22)\*




Burnished Slate (49)



Red (24)



Burgundy (15)



Brown (12)



Ash Grey (25)



Zinc Grey (29)



Charcoal (17)



Forest Green (26)



Ocean Blue (35)



Black (06)

Note: Colors shown above are close representations but are limited by printing and viewing conditions. Actual samples are available by request.

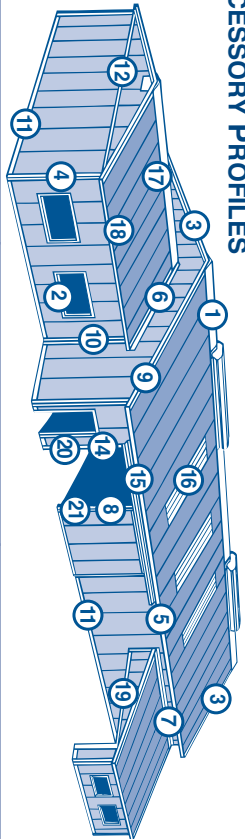
Contact your Metal Sales representative for more information about our full line of panel profiles, trims and accessories to complete your project from start to finish.

\*Non-Stocked, available with extended lead times

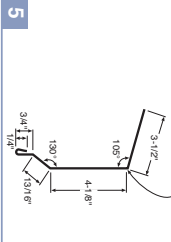
# THE FINISHING TOUCH!

A complete line of matching color-coated, galvanized, and Galvalume® trims and accessories ideal for finishing any Metal Sales project.

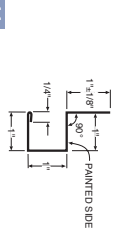
## POST FRAME FLASHING AND ACCESSORY PROFILES



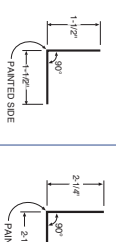
**Eave Molding**  
10'-6" 42048



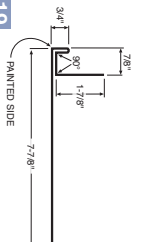
**Base Molding**  
10'-6" 42040



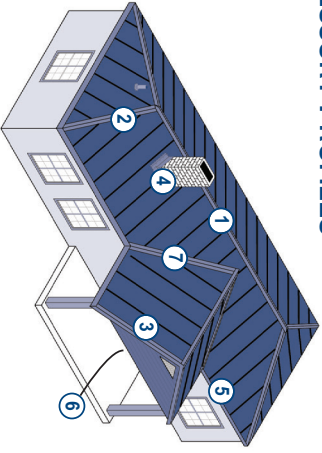
**Mini Angle**  
10'-6" 42064



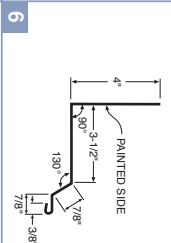
**Overhead Door Trim**  
10'-6" 42065



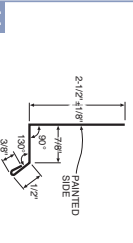
## RESIDENTIAL FLASHING AND ACCESSORY PROFILES



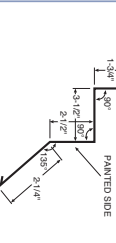
**Universal Sidelwall**  
10'-5" 42078



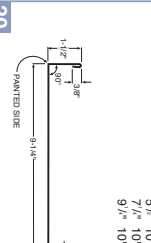
**Drip Cap**  
10'-6" 42044



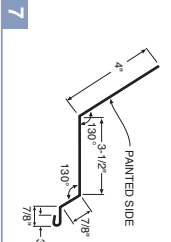
**National Track Cover**  
10'-6" 42808



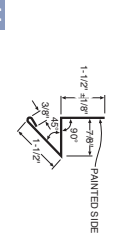
**Post Trim**  
3 1/2" 10'-6" 42065  
5 1/2" 10'-6" 42068  
7 1/2" 10'-6" 42069  
9 1/2" 10'-6" 42070



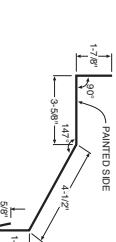
**Universal Endwall**  
10'-5" 42077



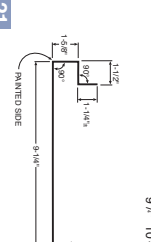
**Angle Base**  
10'-6" 42265



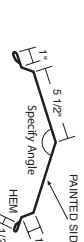
**Top Mount Track Cover**  
10'-6" 42432



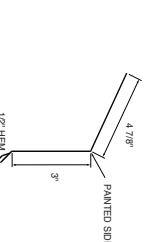
**Door Jamb Mold**  
7 1/2" 10'-6" 42041  
9 1/2" 10'-6" 42042



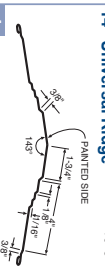
**13" Step Ridge/Hip Cover**  
10'-2" 55974  
26 Ga.



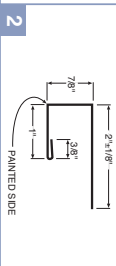
**Eave Trim**  
10'-6" 45069  
29 Ga.



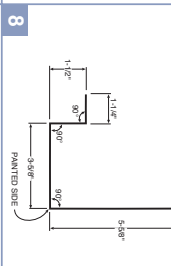
**14" Universal Ridge**  
10'-6" 42023



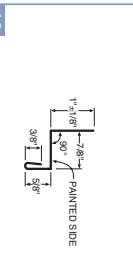
**"J" Channel**  
10'-6" 42274



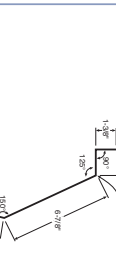
**Door Post Trim**  
10'-6" 42081



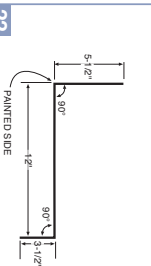
**Double Angle**  
10'-6" 42043



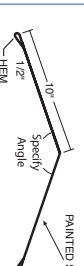
**Cannohall Track Cover**  
10'-6" 42700



**Soffit Trim**  
10'-6" 42988



**Ridge/Hip Cover**  
10'-2" 55006  
26 Ga.



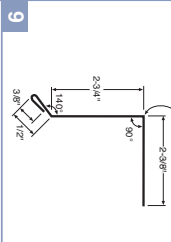
**Precut Soffit Panel - Vented**  
58668 - 12" X 16"  
58670 - 24" X 16"



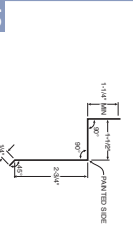
**Gable Trim**  
10'-6" 42080



**Rake Trim**  
10'-6" 42071



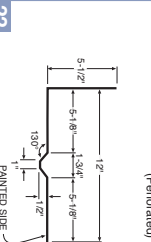
**Wide "Z" Metal**  
10'-6" 42080



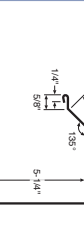
**Translucent Panels**  
8'-0" 10'-0" 12'-0"



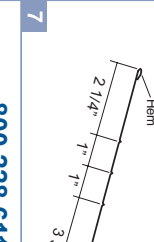
**12" Soffit Trim**  
(Solid) 10'-6" 49811  
(Perforated) 10'-6" 49813  
White Only



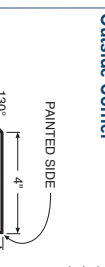
**Gable Trim**  
10'-6" 42060



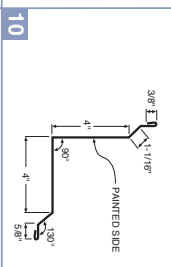
**W-Valley**  
10'-6" 4379



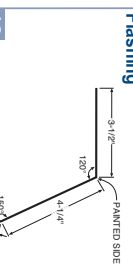
**Outside Corner**  
10'-6" 42183  
11'-6" 42185  
14'-6" 42186  
16'-6" 42187



**Inside Corner**  
10'-6" 42063



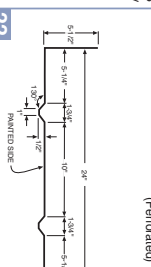
**Universal Gambrel Flashing**  
10'-6" 42324



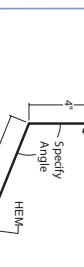
**Outside Closure Strip**  
1" wide X 36" long



**24" Soffit Trim**  
(Solid) 10'-6" 49815  
(Perforated) 10'-6" 49817  
White Only



**Pitch Break**  
10'-6" 53046



**Inside Closure Strip**  
1" wide X 36" long

