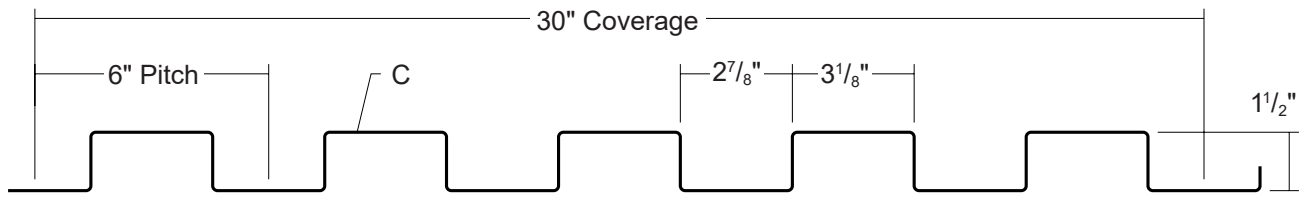


# T10-B WALL PANEL

Condensed  
Technical  
Reference



ARCHITECTURAL  
COMMERCIAL  
INDUSTRIAL  
PANEL

EXPOSED  
FASTENED

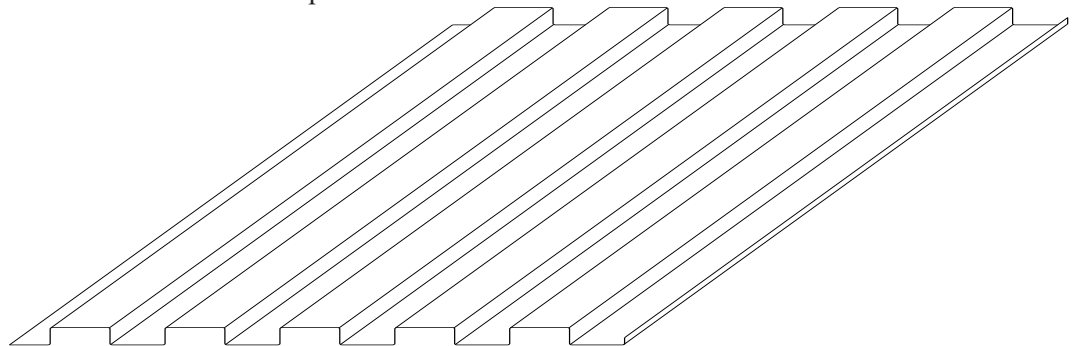
30"  
COVERAGE

CUSTOM  
CAPABILITIES

OPEN FRAMING OR  
SOLID SUBSTRATE

## PANEL OVERVIEW

- ▶ Finishes: Standard: PVDF  
Optional: Multi-pass Kynar®, Marblique, Plastisol, Polyester and MS Colorfast45®
- ▶ Corrosion Protection: AZ55 per ASTM A 792 for unpainted Galvalume®  
AZ50 per ASTM A 792 for painted Galvalume®  
G90 per ASTM A 653 for Galvanized
- ▶ Gauges: 24 ga, 22 ga, 20 ga and 18 ga
- ▶ 30" panel coverage, 1 1/2" rib height
- ▶ Crisp 90° vertical box ribs on 6" centers
- ▶ Panel Length: 5' minimum, 32' maximum
- ▶ Exposed Fastened Panel
- ▶ Optional material availability: Stainless Steel, Copper and Aluminum
- ▶ Custom capabilities include:
  - Crimp Curving - Curving may be Concave only
  - Perforated panels for wind screens and liner panels



## TESTING

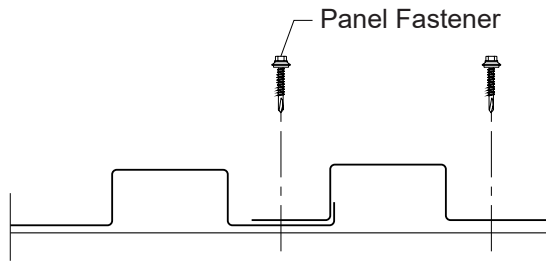
- ▶ ASTM E 283 Air Leakage
- ▶ ASTM E 331 Water Penetration
- ▶ ASTM E 330 Structural Performance
- ▶ ASTM E 1592 Structural Performance

**ms metal sales**<sup>™</sup>  
manufacturing corporation

# T10-B WALL PANEL

**Condensed  
Technical  
Reference**

## ATTACHMENT DETAIL



## FASTENING INFORMATION

Overdriven fasteners will cause panel distortion.

Panel fasteners should extend 1/2" or more past the inside face of the support material.

Thick panels (ex. 18 ga) or supports (ex. 1/2" steel) may require predrilling of holes for screws.

Panel Fastener:

Attaching to Wood:

#10-14 XL Wood Screw

Attaching to Steel:

#12-14 XL Self Drilling Screw

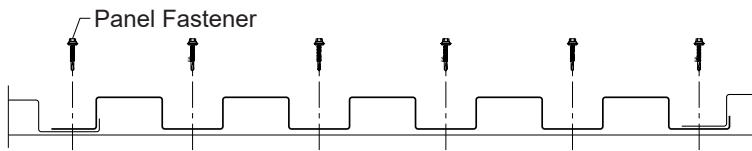
Trim Fastener:

1/8" x 3/16" Pop Rivet

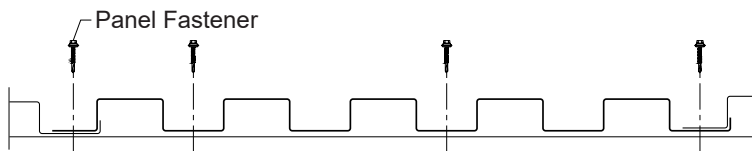
1/4"-14 x 7/8" XL Stitch Screw

## FASTENING PATTERNS

### Ends of Panel



### Field of Panel



## SECTION PROPERTIES

## ALLOWABLE UNIFORM LOADS, psf for various fastener spacings

Ga	Width in	Yield ksi	Weight psf	Top in Compression		Bottom in Compression		Inward Load						Outward Load					
				Ixx in <sup>4</sup> /ft	Sxx in <sup>3</sup> /ft	Ixx in <sup>4</sup> /ft	Sxx in <sup>3</sup> /ft	5'	6'	7'	8'	10'	12'	5'	6'	7'	8'	10'	12'
24	30	50	1.40	0.1136	0.1181	0.1161	0.1251	115	80	59	45	29	17	109	76	56	43	27	17
22	30	50	1.83	0.1612	0.1738	0.1641	0.1842	169	118	87	67	37	22	160	112	82	63	37	22
20	30	33	2.23	0.2438	0.2577	0.2258	0.2710	163	114	84	65	42	26	155	109	80	62	39	26
18	30	33	2.93	0.3176	0.3854	0.3166	0.3992	238	167	123	95	59	34	230	161	119	92	59	34

- Theoretical section properties have been calculated per AISI 2016 'North American Specification for the Design of Cold-Formed Steel Structural Members'. Ixx and Sxx are effective section properties for deflection and bending.
- Allowable load is calculated in accordance with AISI 2016 specifications considering bending, shear, combined bending & shear and deflection. Allowable load does not consider other support conditions such as, web crippling, fasteners, support material or load testing. Panel weight is not considered.
- Allowable load considers the 3 or more equal span condition.
- Deflection consideration is limited by a maximum deflection ratio of L/180 of span.
- Allowable loads do not include a 1/3 stress increase for wind.

**ms metal sales™**  
manufacturing corporation

[metalsales.us.com](http://metalsales.us.com)

Anchorage, AK 866.640.7663  
Bay City, MI 888.777.7640  
Deer Lake, PA 800.544.2577  
Denver, CO 800.289.7663

Detroit Lakes, MN 888.594.1394  
Fontana, CA 800.782.7953  
Fort Smith, AR 877.452.3915  
Independence, MO 800.747.0012

Jacksonville, FL 800.394.4419  
Jefferson, OH 800.321.5833  
Mocksville, NC 800.228.6119  
Nashville, TN 800.251.8508  
Rock Island, IL 800.747.1206  
Rogers, MN 800.328.9316

Seattle, WA 800.431.3470  
Sellersburg, IN 800.999.7777  
Sioux Falls, SD 888.299.0024  
Spokane, WA 800.572.6565  
Temple, TX 800.543.4415  
Woodland, CA 800.759.6019

©MSMC/8-2020