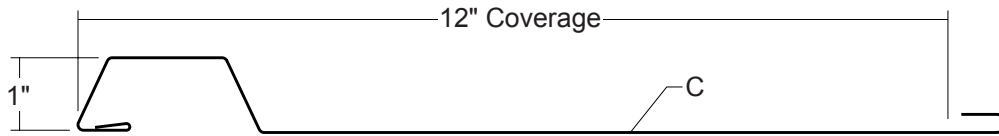


# AP1-1212 CF WALL

Condensed  
Technical  
Reference

APEX SERIES™



ARCHITECTURAL  
COMMERCIAL  
INDUSTRIAL  
PANEL

CONCEALED  
FASTENERS

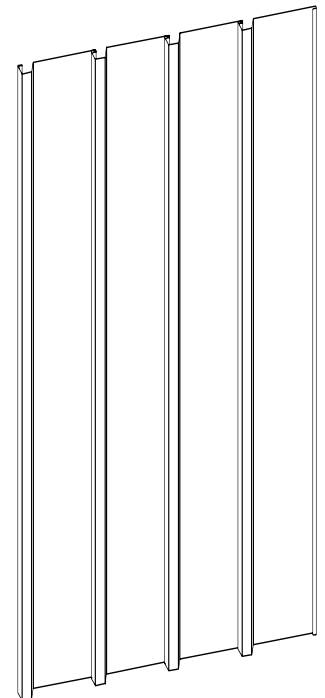

12"  
COVERAGE

WALL AND  
LINER PANEL

OPEN FRAMING OR  
SOLID SUBSTRATE

## PANEL OVERVIEW

- ▶ Finish: Standard: PVDF and Acrylic-Coated Galvalume®  
Optional: multi-pass Kynar 500® and Fluoropon® PURE
- ▶ Corrosion Protection: AZ50 per ASTM A 792 for Painted Galvalume®  
AZ55 per ASTM A 792 for Acrylic-Coated Galvalume®  
G90 per ASTM A 653 for Painted Galvanized
- ▶ Gauges: 24 ga standard; 22 ga and 20 ga optional
- ▶ 12" panel coverage, 1" panel height, 12" rib spacing
- ▶ Clip-attached, concealed-fastened panel system
- ▶ Panel Length: 5' minimum, 30' maximum
- ▶ Panels can be installed horizontally or vertically
- ▶ Panels are interchangeable for accent effects
- ▶ Use on single-skin or field-assembled wall systems



## TESTING

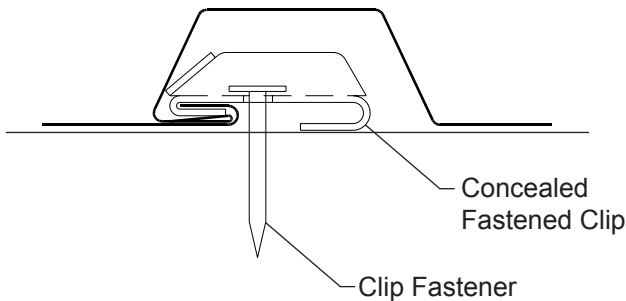
- ▶ ASTM E 283 Air Leakage
- ▶ ASTM E 331 Water Penetration
- ▶ ASTM E 330 Load Test
- ▶ ASTM E 1592 Load Test
- ▶ 2020 FBC Approval - FL 34027.1

**ms metal sales**™  
manufacturing corporation

# AP1-1212 CF WALL

**Condensed  
Technical  
Reference**

## PANEL ATTACHMENT



## FASTENING INFORMATION

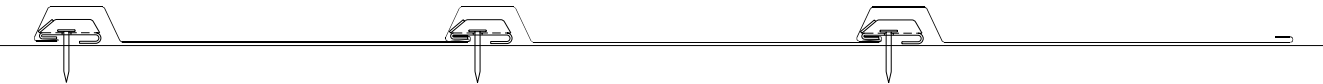
- Concealed Fastened Clip is 3" x 1-3/4" x 3/4", from 16 ga, G90 material with 2 fastener holes.
- Clip Fasteners should be driven just to contact between fastener head / clip / panel / support. Beyond contact, the clip can crush the open hem of the panel and make engagement of the next panel difficult. Overdriven fasteners will cause panel distortions.
- Fasteners should extend 1/2" or more past the inside face of the support material for steel and wood sheathing support materials.
- Clip Fasteners:
  - Attaching to Wood:
    - #12-11 Low Profile Wood Screw
  - Attaching to Steel:
    - < 18 ga: 1/4"-13 Deck Screw
    - ≥ 18 ga, ≤ 12 ga: #12-14 Self Drilling Screw
    - > 12 ga: 1/4"-14 Self Driller, No Washer

## INSTALLATION DIRECTION

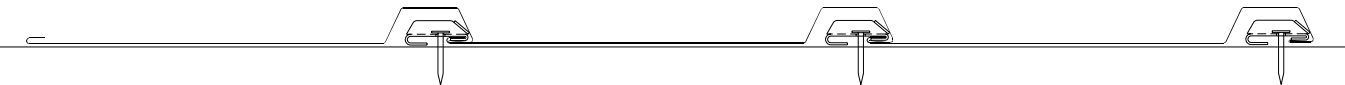
Horizontally-oriented panels must be installed from the bottom to the top.

Vertically-oriented panels may be installed from the right-to-left or left-to-right.

Left-to-Right Installation of Vertically-Oriented Panels



Right-to-Left Installation of Vertically-Oriented Panels



## SECTION PROPERTIES

## ALLOWABLE UNIFORM LOADS, psf For various clip spacings

Ga	Width in	Yield ksi	Weight psf	SECTION PROPERTIES				ALLOWABLE UNIFORM LOADS, psf For various clip spacings									
				Top In Compression		Bottom In Compression		Inward Load					Outward Load				
				Ixx in <sup>4</sup> /ft	Sxx in <sup>3</sup> /ft	Ixx in <sup>4</sup> /ft	Sxx in <sup>3</sup> /ft	2'	3'	4'	5'	6'	2'	3'	4'	5'	6'
24	12	50	1.21	0.0259	0.0329	0.0207	0.0388	120	95	56	36	23	103	84	66	48	30
22	12	50	1.58	0.0375	0.0481	0.0290	0.0516	120	95	71	47	23	103	84	66	48	30
20	12	33	1.91	0.0525	0.0690	0.0393	0.0647	120	95	61	39	23	103	84	66	48	30

1. Theoretical section properties have been calculated per AISI 2016 'North American Specification for the Design of Cold-Formed Steel Structural Members'. Ixx and Sxx are effective section properties for deflection and bending.
2. Allowable load is calculated in accordance with AISI 2016 specifications considering bending, shear, combined bending & shear, deflection and load testing of comparable profiles on 16 ga girts. Allowable load does not address web crippling, fasteners or support material. Allowable load considers the three or more equal spans condition. Panel weight is not considered.
3. Deflection consideration is limited by a maximum deflection ratio of L/180 of span.
4. Allowable loads do not include a 1/3 stress increase for wind.

**ms metal sales**<sup>™</sup>  
manufacturing corporation

[metalsales.us.com](http://metalsales.us.com)

Anchorage, AK 866.640.7663  
Bay City, MI 888.777.7640  
Deer Lake, PA 800.544.2577  
Denver, CO 800.289.7663

Detroit Lakes, MN 888.594.1394  
Fontana, CA 800.782.7953  
Fort Smith, AR 877.452.3915  
Independence, MO 800.747.0012

Jacksonville, FL 800.394.4419  
Jefferson, OH 800.321.5833  
Mocksville, NC 800.228.6119  
Nashville, TN 800.251.8508  
Rock Island, IL 800.747.1206  
Rogers, MN 800.328.9316

Seattle, WA 800.431.3470  
Sellersburg, IN 800.999.7777  
Sioux Falls, SD 888.299.0024  
Spokane, WA 800.572.6565  
Temple, TX 800.543.4415  
Woodland, CA 800.759.6019