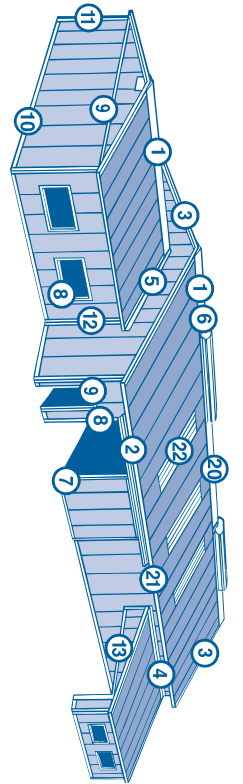


IC72-PANEL FINISHING TOUCH!




For a complete line of profile matching trims and accessories visit our website metalsales.us.com



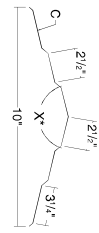
X* MUST SUPPLY ROOF PITCH OR ANGLE
259a Product code / 249a Product code

Panel product codes

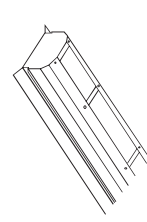
259a Roof 25912	249a Roof 28012 Pnd
269a Wall 26212	249a Roof 2701241 Glume
	249a Wall 28212 Pnd
	249a Wall 2721241 Glume
	229a Roof 30012 Pnd (Opt)
	229a Roof 2801241 Glume (Opt)
	229a Wall 30212 Pnd (Opt)
	229a Wall 2921241 Glume (Opt)



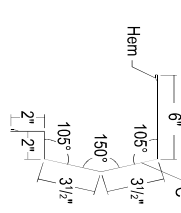
1 Universal Ridge
10'-2" 55010 / 58010



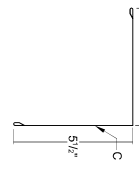
6 Ridge Vent
NON STOCKED ITEM
Special Order



3 Sculpt Rake Trim
10'-2" 55042 / 58042



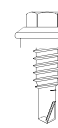
11 Outside Corner
10'-2" 53132 / 58132



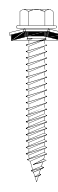
MetalWood
#14 x 1" 82141
#14 x 1 1/2" 82151
#14 x 2" 82158



Lap Screw
1/4-14 x 7/8" 82348



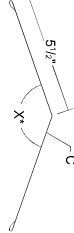
Wood Screw
#9 x 1" 82110
#9 x 1 1/2" 82112
#9 x 2" 82113



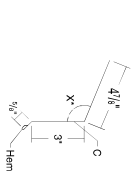
Self Drilling Screw
12-14 x 1 1/2" 82201
12-14 x 1 1/2" 82203
12-14 x 2" 82204



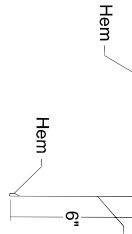
1 11" Universal Ridge
10'-2" 55002 / 58002



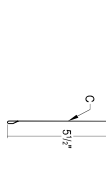
2 Eave Trim
10'-2" 55069 / 58069



3 IC72 Rake Trim
10'-2" 55400 / 58400



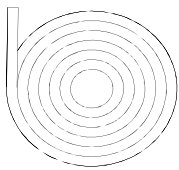
12 Inside Corner
10'-2" 53126 / 58126



Single Bead Tape Sealant
3/8" x 3/32" x 50' 6404099



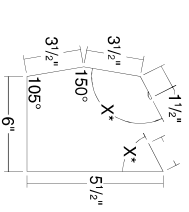
Hip / Valley Closure
1 9/16" x 1 3/8" x 13' 3216100



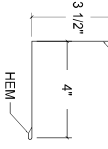
1 20" Universal Ridge
10'-2" 55006 / 58006



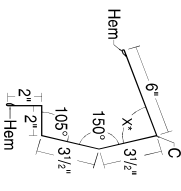
2 Sculptured Gutter
10'-2" 55084 / 58084



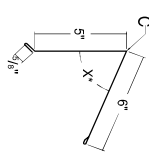
5 Universal Sidelwall
10'-2" 55056 / 58056



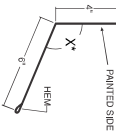
Sculpt. H.S. Eave Trim
10'-2" 55038 / 58038



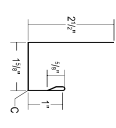
Peak Trim
10'-2" 55022 / 58022



4 Pitch Break
10'-2" 55048 / 58048



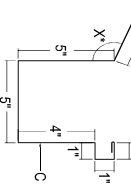
IC72 Jamb Trim
10'-2" 55406 / 58406



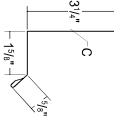
W-Valley
10'-2" 55018 / 57019



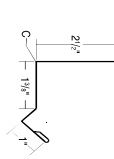
2 Box Gutter
10'-2" 55077 / 58077



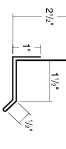
10 1 5/8" Base Trim
10'-2" 55140 / 58140



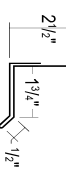
9 Head Trim
10'-2" 55122 / 58122



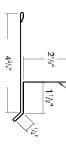
9 1 1/2" Sill/Head Trim
10'-2" 55114 / 58114



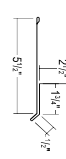
9 1 3/4" Sill/Head Trim
10'-2" 55117 / 58117



13 1 1/2" Sill to Soffit Trim
10'-2" 55118 / 58118



16 1 3/4" Sill to Soffit Trim
10'-2" 55123 / 58123



7 Head/Jamb Cover
10'-2" 55124 / 58124

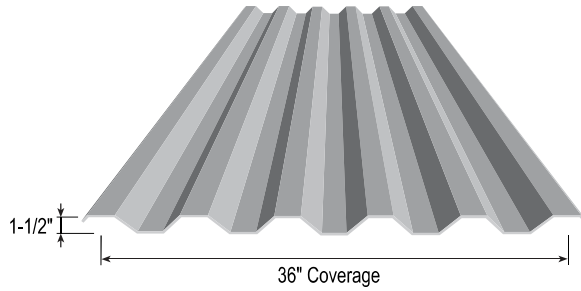


7990 East I-25 Frontage Road • Longmont, Colorado 80504 • 800.289.7663 • metalsales.us.com

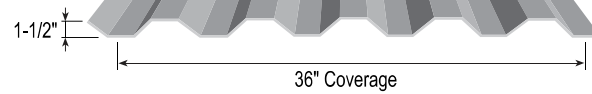
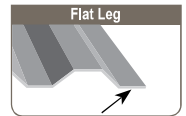
IC72-Panel

- ▶ Exposed direct-fastened industrial panel
- ▶ Roof and wall applications
- ▶ 36" panel coverage, minimum roof slope: 1:12
- ▶ 1-1/2" rib height at 7.2" centers
- ▶ Gauges: 24 ga. standard, 22 ga. and 20 ga. optional
- ▶ Applies over open framing or solid substrate
- ▶ Finishes: PVDF and Acrylic Coated Galvalume®
- ▶ Contact Metal Sales for load-carrying capabilities

Roof Panel



Wall Panel



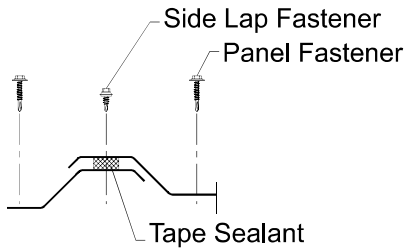
Testing and Approvals

- ▶ UL 263, Fire Resistance Rating – per assembly
- ▶ UL 790, Class A Fire Resistance Rating – per assembly
- ▶ ASTM E 283 Air Infiltration
- ▶ ASTM E 330 Uniform Static Air Pressure Difference
- ▶ ASTM E 331 Water Penetration
- ▶ ICC Evaluation Report, ESR-2385

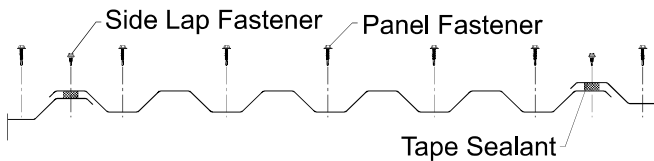
ROOF ATTACHMENT

FASTENING PATTERNS

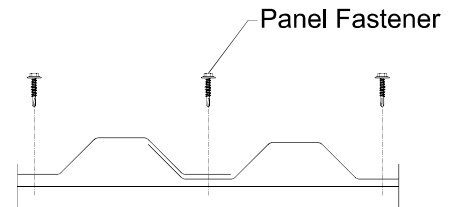
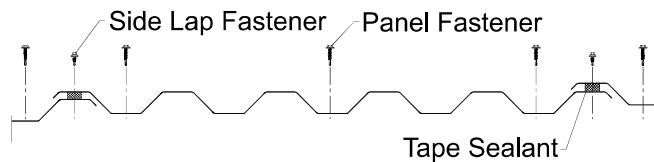
WALL ATTACHMENT



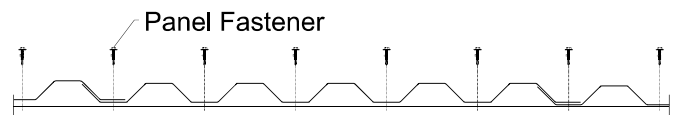
END OF PANEL



FIELD OF PANEL



END OF PANEL



FIELD OF PANEL

