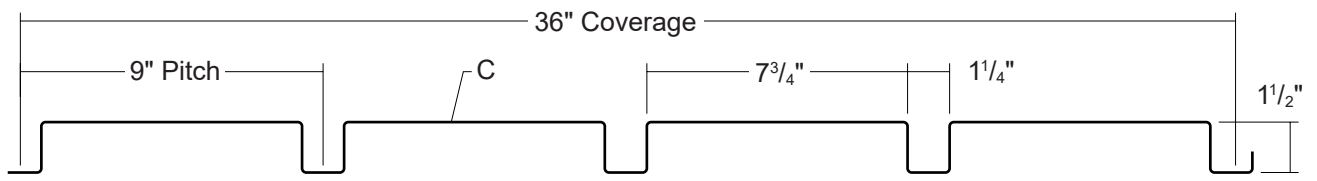


T10-D WALL PANEL

Condensed
Technical
Reference



ARCHITECTURAL
COMMERCIAL
INDUSTRIAL
PANEL

EXPOSED
FASTENED

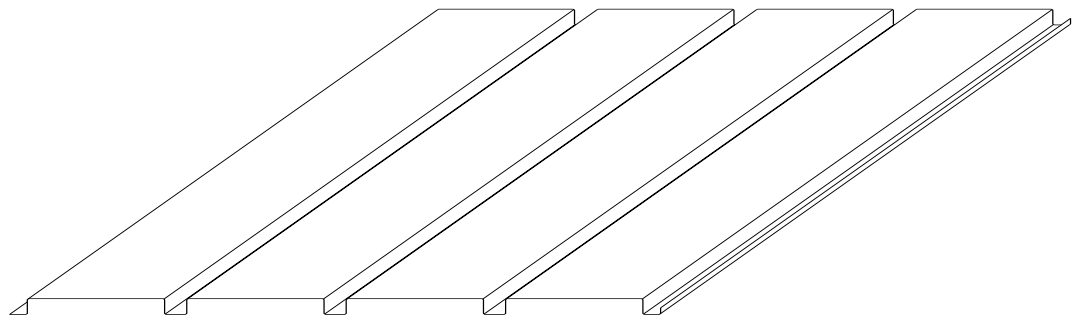
36"
COVERAGE

CUSTOM
CAPABILITIES

OPEN FRAMING OR
SOLID SUBSTRATE

PANEL OVERVIEW

- ▶ Finishes: Standard: PVDF
Optional: Multi-pass Kynar®, Marblique, Plastisol, Polyester and MS Colorfast45®
- ▶ Corrosion Protection: AZ55 per ASTM A 792 for unpainted Galvalume®
AZ50 per ASTM A 792 for painted Galvalume®
G90 per ASTM A 653 for Galvanized
- ▶ Gauges: 24 ga, 22 ga, 20 ga and 18 ga
- ▶ 36" panel coverage, 1 1/2" rib height
- ▶ Crisp 90° vertical box ribs on 9" centers
- ▶ Panel Length: 5' minimum, 32' maximum
- ▶ Exposed Fastened Panel
- ▶ Optional material availability: Stainless Steel, Copper and Aluminum
- ▶ Custom capabilities include:
 - Perforated panels for wind screens and liner panels



TESTING

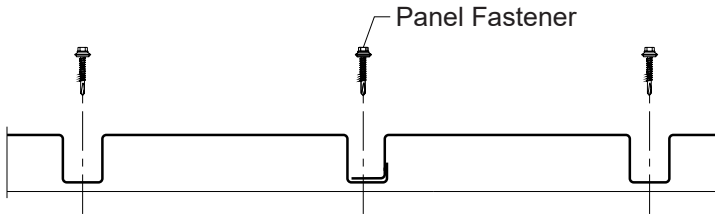
- ▶ ASTM E 283 Air Leakage
- ▶ ASTM E 331 Water Penetration
- ▶ ASTM E 330 Structural Performance
- ▶ ASTM E 1592 Structural Performance
- ▶ ICC Evaluation Report - ESR-4633

ms metal sales[™]
manufacturing corporation

T10-D WALL PANEL

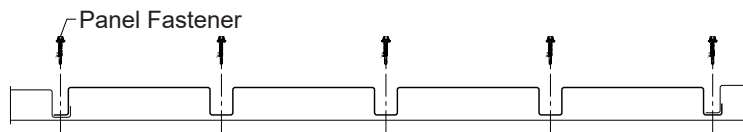
**Condensed
Technical
Reference**

ATTACHMENT DETAIL



FASTENING PATTERN

Ends and Field of Panel



GENERAL INFORMATION

Overdriven fasteners will cause panel distortion.

Panel fasteners should extend 1/2" or more past the inside face of the support material.

Thick panels (ex. 18 ga) or supports (ex. 1/2" steel) may require predrilling of holes for screws.

Panel Fastener:

Attaching to Wood:

#10-14 XL Wood Screw

Attaching to Steel:

#12-14 XL Self Drilling Screw

Trim Fastener:

1/8" x 3/16" Pop Rivet

1/4"-14 x 7/8" XL Stitch Screw

Strippable Film on the panels and trims are for protection from manufacturing, handling and transit damage. The film must be removed before installation.

SECTION PROPERTIES

ALLOWABLE UNIFORM LOADS, psf for various fastener spacings

Ga	Width in	Yield ksi	Weight psf	Top in Compression		Bottom in Compression		Inward Load						Outward Load					
				Ixx in ⁴ /ft	Sxx in ³ /ft	Ixx in ⁴ /ft	Sxx in ³ /ft	4'	5'	6'	7'	8'	10'	4'	5'	6'	7'	8'	10'
24	36	50	1.22	0.0577	0.0730	0.0977	0.0838	120	77	54	40	30	19	105	67	47	35	27	17
22	36	50	1.60	0.0800	0.1082	0.1367	0.1184	169	109	76	56	43	24	155	100	70	51	39	24
20	36	33	1.96	0.1167	0.1390	0.1700	0.1507	141	91	64	47	36	23	131	84	59	43	33	21
18	36	33	2.58	0.1733	0.1867	0.2233	0.1973	185	119	83	62	47	30	175	113	79	58	45	29

- Theoretical section properties have been calculated per AISI 2016 'North American Specification for the Design of Cold-Formed Steel Structural Members'. Ixx and Sxx are effective section properties for deflection and bending.
- Allowable load is calculated in accordance with AISI 2016 specifications considering bending, shear, combined bending & shear and deflection. Allowable load does not consider other support conditions such as, web crippling, fasteners, support material or load testing. Panel weight is not considered.
- Allowable load considers the 3 or more equal span condition.
- Deflection consideration is limited by a maximum deflection ratio of L/180 of span.
- Allowable loads do not include a 1/3 stress increase for wind.

ms metal sales™
manufacturing corporation

metalsales.us.com

Anchorage, AK 866.640.7663
Bay City, MI 888.777.7640
Deer Lake, PA 800.544.2577
Denver, CO 800.289.7663

Detroit Lakes, MN 888.594.1394
Fontana, CA 800.782.7953
Fort Smith, AR 877.452.3915
Independence, MO 800.747.0012

Jacksonville, FL 800.394.4419
Jefferson, OH 800.321.5833
Mocksville, NC 800.228.6119
Nashville, TN 800.251.8508
Rock Island, IL 800.747.1206
Rogers, MN 800.328.9316

Seattle, WA 800.431.3470
Sellersburg, IN 800.999.7777
Sioux Falls, SD 888.299.0024
Spokane, WA 800.572.6565
Temple, TX 800.543.4415
Woodland, CA 800.759.6019