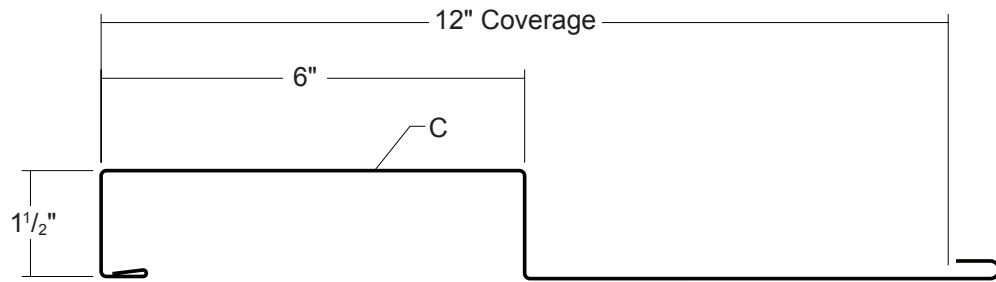


EM15-1266 WALL

Condensed
Technical
Reference

EMPIRE SERIES™



ARCHITECTURAL
COMMERCIAL
INDUSTRIAL
PANEL

CONCEALED
FASTENED

12"
COVERAGE

WALL AND
LINER PANEL


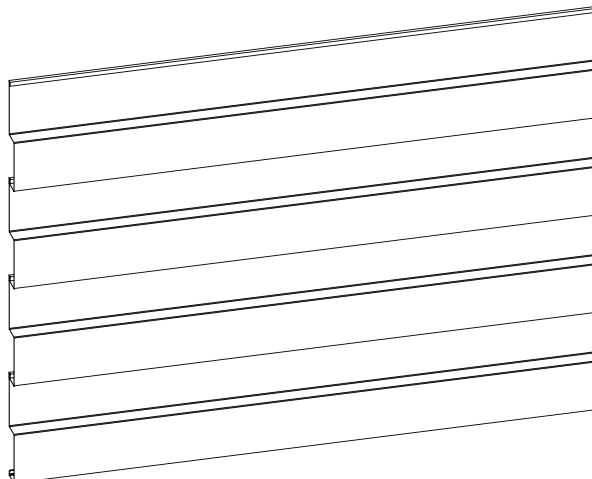
OPEN FRAMING OR
SOLID SUBSTRATE

PANEL OVERVIEW

- ▶ Finish: Standard: PVDF and Acrylic-Coated Galvalume®
Optional: multi-pass Kynar 500® and Fluoropon® PURE
- ▶ Corrosion Protection: AZ50 per ASTM A 792 for Painted Galvalume®
AZ55 per ASTM A 792 for Acrylic-Coated Galvalume®
G90 per ASTM A 653 for Painted Galvanized
- ▶ Gauges: 24 ga standard; 22 ga and 20 ga optional
- ▶ 12" panel coverage, 1 1/2" panel height, 6" box ribs on 12" centers
- ▶ Clip-attached, concealed-fastened panel system
- ▶ Panel Length: 6' minimum, 30' maximum
- ▶ Use on single-skin or field-assembled wall systems

4 PANEL MOCKUP

- ▶ Horizontal or vertical application
- ▶ Concealed fastener



TESTING

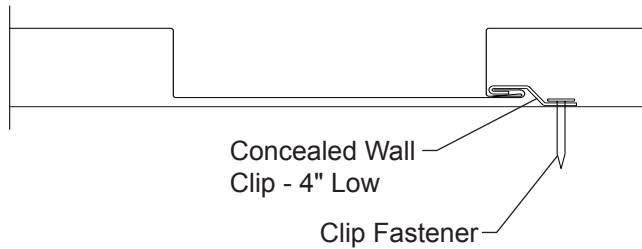
- ▶ ASTM E 283 Air Leakage, with building wrap
- ▶ ASTM E 331 Water Penetration, with building wrap
- ▶ ASTM E 330 Load Test
- ▶ ASTM E 1592 Load Test

Metal Sales™

EM15-1266 WALL

**Condensed
Technical
Reference**

PANEL ATTACHMENT



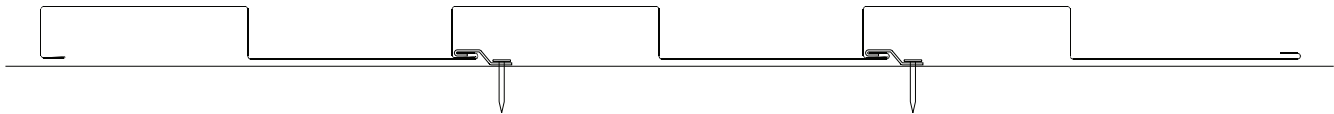
FASTENING INFORMATION

- Concealed Wall Clip - 4" Low is 1-3/4" x 4" x 3/8", from 16 ga, G90 material with 2 fastener holes.
- Clip Fastener(s) should be driven just to contact between fastener head / clip / support. Over-driven fasteners can cause panel distortions.
- Fasteners should extend 1/2" or more past the inside face of the support material for steel and wood sheathing support materials.
- Clip Fasteners:
 - Attaching to Wood:
 - #12-11 Low Profile Wood Screw
 - Attaching to Steel:
 - < 18 ga: 1/4"-13 Deck Screw
 - ≥ 18 ga, ≤ 12 ga: #10-16 Pancake Head Drill
 - > 12 ga: 1/4"-14 Self Driller, No Washer

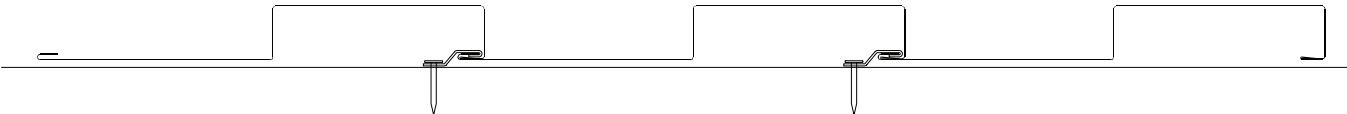
INSTALLATION DIRECTION

Horizontally-oriented panels must be installed from the bottom to the top.
Vertically-oriented panels may be installed from the right-to-left or left-to-right.

Left-to-Right Installation of Vertically-Oriented Panels



Right-to-Left Installation of Vertically-Oriented Panels



SECTION PROPERTIES

ALLOWABLE UNIFORM LOADS, psf For various clip spacings

Ga	Width in	Yield ksi	Weight psf	Top In Compression				Bottom In Compression				Inward Load					Outward Load				
				Top In Compression		Bottom In Compression		Inward Load		Inward Load			Outward Load		Outward Load						
				Ixx in ⁴ /ft	Sxx in ³ /ft	Ixx in ⁴ /ft	Sxx in ³ /ft	2'	3'	4'	5'	6'	2'	3'	4'	5'	6'				
24	12	50	1.33	0.0726	0.0623	0.1016	0.1062	117	60	38	27	21	100	55	37	27	21				
22	12	50	1.74	0.1058	0.0930	0.1417	0.1531	117	60	38	27	21	100	55	37	27	21				
20	12	33	2.12	0.1545	0.1423	0.1914	0.2188	117	60	38	27	21	100	55	37	27	21				

1. Theoretical section properties have been calculated per AISI 2016 'North American Specification for the Design of Cold-Formed Steel Structural Members'. Ixx and Sxx are effective section properties for deflection and bending.
2. Allowable loads are calculated in accordance with AISI 2016 specifications considering bending, shear, combined bending & shear, deflection, load testing on 16 ga girls and load testing of comparable profiles. Panel weight is not considered. Allowable loads do not consider other support conditions including web crippling, fasteners or support materials.
3. Allowable loads consider the 3 or more equal spans condition.
4. Deflection consideration is limited by a maximum deflection ratio of L/180 of span.
5. Allowable loads do not include a 1/3 stress increase for wind.

MS Metal Sales™

metalsales.us.com

Anchorage, AK 866.640.7663
Bay City, MI 888.777.7640
Deer Lake, PA 800.544.2577
Denver, CO 800.289.7663

Detroit Lakes, MN 888.594.1394
Fontana, CA 800.782.7953
Fort Smith, AR 877.452.3915
Independence, MO 800.747.0012

Jacksonville, FL 800.394.4419
Jefferson, OH 800.321.5833
Mocksville, NC 800.228.6119
Nashville, TN 800.251.8508
Rock Island, IL 800.747.1206
Rogers, MN 800.328.9316

Seattle, WA 800.431.3470
Sellersburg, IN 800.999.7777
Sioux Falls, SD 888.299.0024
Spokane, WA 800.572.6565
Temple, TX 800.543.4415
Woodland, CA 800.759.6019