

COMMERCIAL
RESIDENTIAL
PANEL

EXPOSED
FASTENED

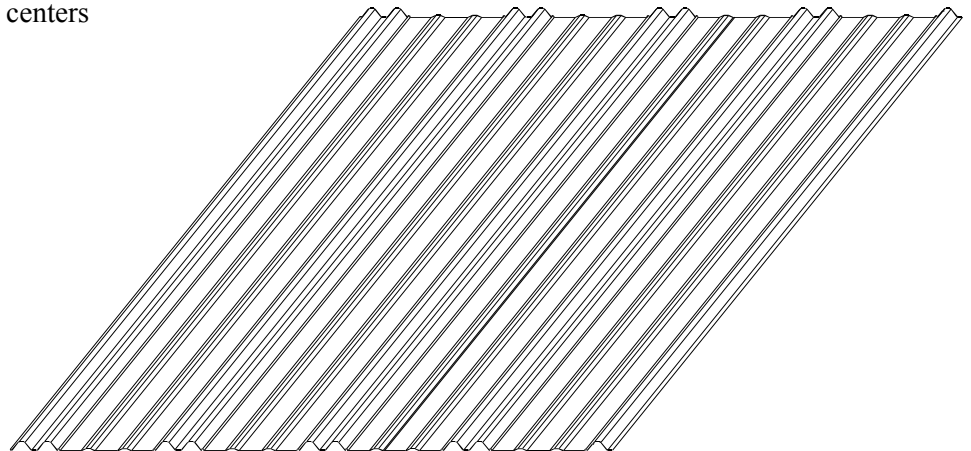
36"
COVERAGE

MINIMUM
SLOPE
3:12

OPEN FRAMING OR
SOLID SUBSTRATE

PANEL OVERVIEW

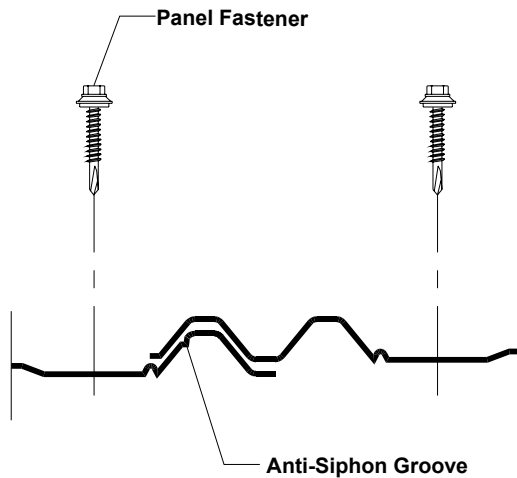
- ▶ Finishes: MS Colorfast45[®], Acrylic-Coated Galvalume[®] and Bare Galvanized
- ▶ Corrosion Protection: AZ55 per ASTM A 792 for unpainted Galvalume[®]
AZ50 per ASTM A 792 for painted Galvalume[®]
G60, G90 or G100 per ASTM A 653 for Galvanized
- ▶ Gauges: 29 ga and 26 ga standard
- ▶ 36" panel coverage, $\frac{7}{16}$ " rib height
- ▶ Panel Length: Minimum: 5'; Maximum: 45' recommended
- ▶ Exposed fastened, low profile roof and wall system
- ▶ Double trapezoidal ribs on 9" centers
- ▶ Minimum roof slope: 3:12



TESTING AND APPROVALS

- ▶ UL 2218 Impact Resistance - Class 4
- ▶ UL 790 Fire Resistance Rating - Class A, per building code
- ▶ UL 263 Fire Resistance Rating - per assembly

ATTACHMENT DETAIL



FASTENER INFORMATION

Overdriven fasteners will cause panel distortions.

Fasteners should extend 1/2" or more past the inside face of the support material.

Thick panels (ex. 18 ga) or supports (ex. 1/2" steel) may require predrilling of holes for screws.

Panel Fasteners:

Attaching to Wood:

#10-14 Wood Screw

#10-14 XL Wood Screw

Attaching to Steel:

#12-14 Self Drilling Screw

#12-14 XL Self Drilling Screw

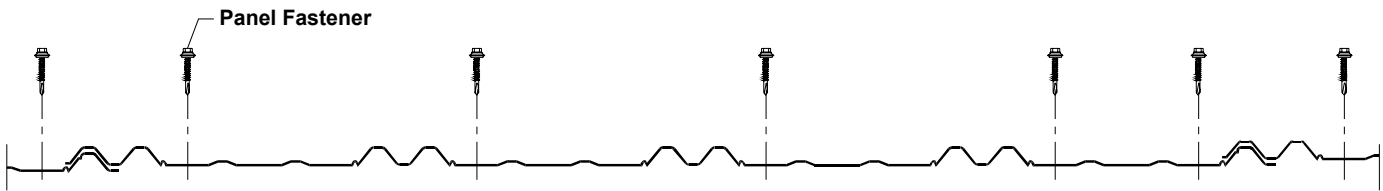
Trim Fastener:

1/4"-14 x 7/8" Stitch Screw

1/4"-14 x 7/8" XL Stitch Screw

FASTENING PATTERN

Ends and Field of Panel



SECTION PROPERTIES

ALLOWABLE UNIFORM LOADS, psf For various fastener spacings

Ga	Width in	Yield ksi	Weight psf	Top In Compression		Bottom In Compression		Inward Load						Outward Load					
				Ixx in ⁴ /ft	Sxx in ³ /ft	Ixx in ⁴ /ft	Sxx in ³ /ft	1'	1.5'	2'	2.5'	3'	3.5'	1'	1.5'	2'	2.5'	3'	3.5'
29	36	80	0.63	0.0030	0.0108	0.0023	0.0102	273	125	70	36	21	13	286	131	70	36	21	13
26	36	80	0.80	0.0040	0.0138	0.0033	0.0130	346	158	84	43	25	16	365	168	82	43	25	16

- Theoretical section properties have been calculated per AISI 2016 'North American Specification for the Design of Cold-Formed Steel Structural Members'. Ixx and Sxx are effective section properties for deflection and bending.
- Allowable load is calculated in accordance with AISI 2016 specifications considering bending, shear, combined bending and shear and deflection. Allowable load considers the 3 or more equal spans condition. Allowable load does not address web crippling, fasteners, support material or load testing. Panel weight is not considered.
- Deflection consideration is limited by a maximum deflection ratio of L/180 of span.
- Allowable loads do not include a 1/3 stress increase for wind.