

**EVALUATION REPORT OF
METAL SALES MANUFACTURING CORPORATION
'24 GA. VERTICAL SEAM PANEL'**


**FLORIDA BUILDING CODE 7TH EDITION (2020)
FLORIDA PRODUCT APPROVAL
FL 11560.11-R4
ROOFING
METAL ROOFING**

**Prepared For:
Metal Sales Manufacturing Corporation
545 South 3rd Street, Suite 200
Louisville, KY 40202
Telephone: (502) 855-4300
Fax: (502) 855-4200**

**Prepared By:
Bala Sockalingam, Ph.D., P.E.
Florida Professional Engineer #62240
1216 N Lansing Ave., Suite C
Tulsa, OK 74106
Telephone: (918) 492-5992
FAX: (866) 366-1543**

**This report consists of
Evaluation Report (3 Pages including cover)
Installation Details (1 Page)
Load Span Table (1 Page)**

**Report No. C2396-11
Date: 10.1.2020**



Manufacturer: Metal Sales Manufacturing Corporation

Product Name: Vertical Seam

Panel Description: Standing seam panel with max. 16" wide coverage and 1.75" high ribs

Materials: Min. 24 ga., 50 ksi steel. Galvanized coated steel (ASTM A653) or Galvalume coated steel (ASTM A792) or painted steel (ASTM A755). Corrosion resistant as per FBC 2020 Section 1507.4.3.

Deck Description: Min. 15/32" thick plywood or min. 3/4" thick wood plank (min SG of 0.42) for new and existing constructions. Designed and installed as per FBC 2020.

Deck Attachment: 8d x 2.5" long ring shank nails or #8 x 2" long wood screws @ 6" o.c. (Minimum) in the field and edges. Designed as per FBC 2020.

New Underlayment: Minimum underlayment as per FBC 2020 Section 1507.4.5.1. Required for new construction and optional for reroofing construction.

Existing Underlayment: One layer of asphalt shingles over one layer of #30 felt. For reroofing (Optional) construction only.

Substrate (optional): Min 1" x 4" No. 2 SYP wood purlins over min. 15/32" thick plywood deck fastened to supports at maximum 24" o.c. Wood purlins shall be fastened to wood rafters with (2) #9 x 3" long wood screws. The wood purlins will be spaced same as panel fastener spacing along panel length. The wood purlin, purlin to the rafter connection and rafters must be designed by others to carry the load imposed on the panels and installed as per FBC 2020.

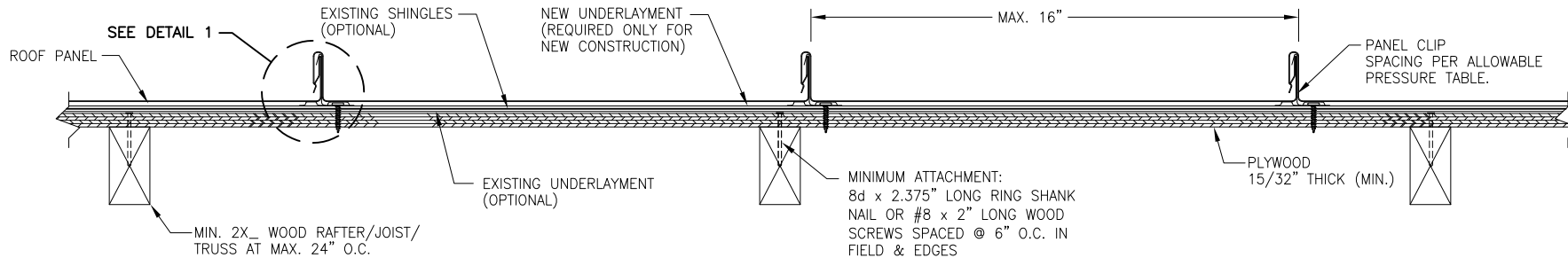
Slope: 1/4:12 or greater in accordance with FBC 2020 Section 1507.4.2

Design Uplift Pressure: 22.5 psf @ clip spacing of 48" o.c. (Factor of Safety = 2) 93.5 psf @ clip spacing of 12" o.c.

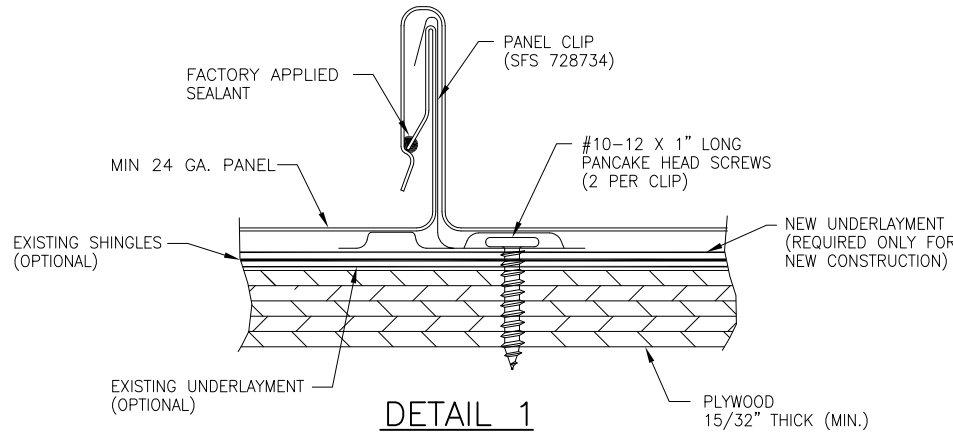
Fastening Pattern:
At panel seam Panel clip (SFS 728734) with (2) #10-12 x 1" long pancake head screws per clip. Fastener shall be of sufficient length to penetrate through the deck a minimum of 1/4". Clips and fasteners are corrosion resistant as per FBC 2020 Section 1506.7 and 1507.4.4, respectively.

Test Standards: Roof assembly tested in accordance with UL580-06 'Uplift Resistance of Roof Assemblies' & UL1897-04 'Uplift Tests for Roof Covering Systems'.

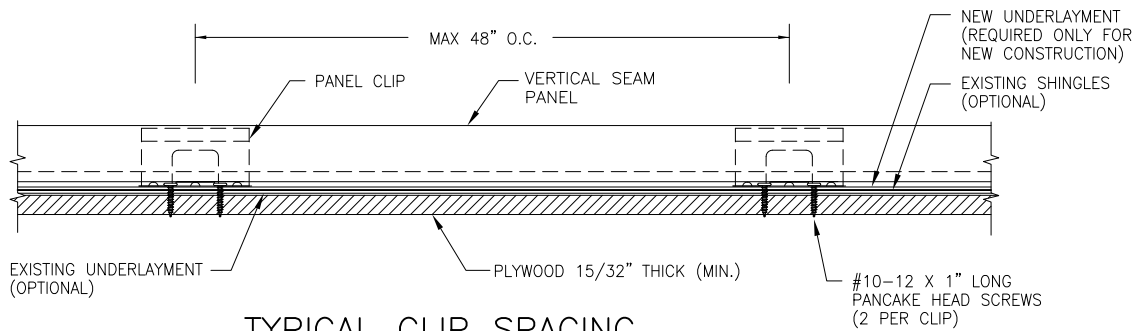
- Test Equivalency: The test procedures in UL 1897-06 comply with test procedures prescribed in UL 1897-12.
- Code Compliance: The product described herein has demonstrated compliance with FBC 2020 Section 1507.4.
- Product Limitations: Design wind loads shall be determined for each project in accordance with FBC 2020 Section 1609 or ASCE 7-16 using allowable stress design. The maximum clip spacing listed herein shall not be exceeded. The design pressure for reduced clip spacing may be computed using rational analysis prepared by a Florida Professional Engineer or based on Metal Sales load span table. This evaluation report is not applicable in High Velocity Hurricane Zone. Refer to current NOA for use of this product in High Velocity Hurricane Zone. Fire classification is not within scope of this Evaluation Report. Refer to FBC 2020 Section 1505 and current approved roofing materials directory or ASTM E108/UL790 report from an accredited laboratory for fire ratings of this product.
- Supporting Documents: UL580/UL1897 Test Reports
Farabaugh Engineering and Testing Inc.
Project No. T176-17, Reporting Date 5/22/17



TYPICAL PANEL INSTALLATION X-SECTION



DETAIL 1



TYPICAL CLIP SPACING

GENERAL NOTES:

1. ARCHITECTURAL STANDING SEAM ROOF PANEL HAS BEEN DESIGNED IN ACCORDANCE WITH THE FLORIDA BUILDING CODE (FBC).
2. ROOF PANELS SHALL BE MIN. 24 GA. MAX. EFFECTIVE COVERING WIDTH OF PANEL = 16".
3. THE ROOF PANELS SHALL BE INSTALLED OVER SHEATHING & STRUCTURE AS SPECIFIED ON THIS DRAWING.
4. REQUIRED DESIGN WIND LOADS SHALL BE DETERMINED FOR EACH PROJECT. THIS PANEL SYSTEM MAY NOT BE INSTALLED WHEN THE REQUIRED DESIGN WIND LOADS ARE GREATER THAN THE DESIGN UPLIFT PRESSURES SPECIFIED ON THIS DRAWING.
5. ALL FASTENERS MUST BE IN ACCORDANCE WITH THIS DRAWING & THE FLORIDA BUILDING CODE. IF A DIFFERENCE OCCURS BETWEEN THE MINIMUM REQUIREMENTS OF THIS DRAWING & THE CODE, THE CODE SHALL CONTROL.
6. RAFTERS/JOISTS/TRUSSES MUST BE DESIGNED TO WITHSTAND WIND LOADS AS REQUIRED FOR EACH APPLICATION AND ARE THE RESPONSIBILITY OF OTHERS.

DRAWN BY: B.S.	CHECKED BY: D.S.
PLLOT:	DATE: 9/30/20
NO.	REVISION DESCRIPTION
DATE	
BY	
DRAWING TITLE VERTICAL SEAM PANEL	
CONSULTANTS BALA SOCKALINGAM, PH.D., P.E.	MANUFACTURER METAL SALES MANUFACTURING CORP.
1216 N LANSING AVE, SUITE C TULSA, OK 74106 PHONE: 918-492-5992 FAX: 866-366-1543	545 SOUTH 3RD ST., SUITE 200 LOUISVILLE, KY 40202 502-855-4300
DRAWING NO. 2396-11	REV. PAGE NO.
1	OF 1

METAL SALES MANUFACTURING CORPORATION
Vertical Seam Uplift Loads
(Min. 24 ga.)

Description	Fastener Spacing along Panel Length (in)	Allowable Uplift Load (psf)
Coverage width: 16" Clip: SFS 728734 Clip Fastener: (2) #10-12 x 1" long pancake head screws	12	93.5
	14	80.1
	16	70.1
	18	62.3
	20	56.1
	22	51.0
	24	46.8
	26	43.2
	28	40.1
	30	37.4
	32	35.1
	34	33.0
	36	31.2
	38	29.5
	40	28.1
	42	26.7
	44	25.5
	46	24.4
48	22.5	

Notes:

1. The bold numbers indicate design loads calculated from test data with safety factor of 2.
2. Panels must be installed as per Evaluation Report FL 11560.11 and Metal Sales current installation procedure.
3. Three or more spans condition.
4. Optional wood purlins must be spaced same as panel fastener spacing along the panel length.



1216 N Lansing Ave., Suite C
 Tulsa, Ok 74106
 918 492 5992

Bala Sockalingam, Ph.D., P.E.
 FL 62240