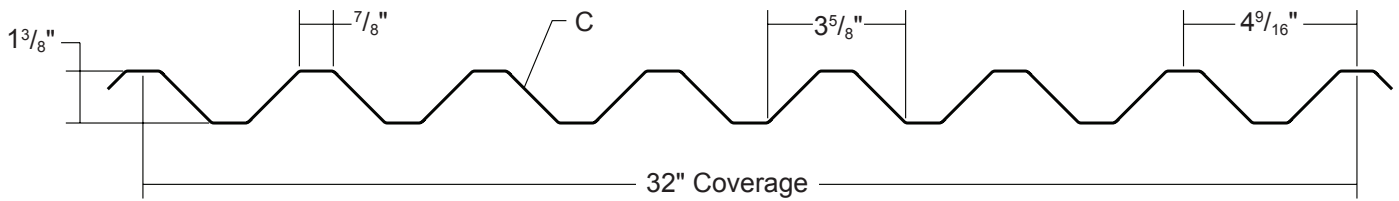


V-LINE 32

Condensed
Technical
Reference



ARCHITECTURAL
COMMERCIAL
INDUSTRIAL
PANEL

EXPOSED
FASTENED

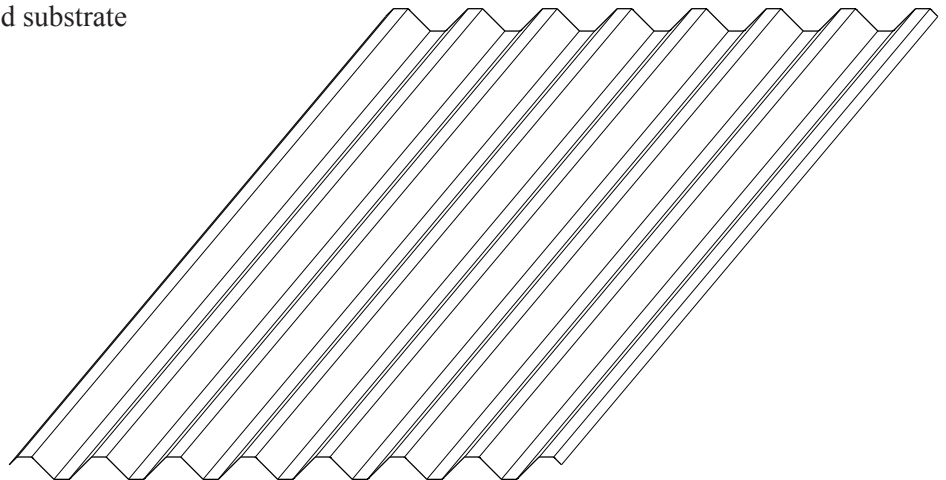
32"
COVERAGE

MINIMUM
SLOPE
1:12

OPEN FRAMING OR
SOLID SUBSTRATE

PANEL OVERVIEW

- ▶ Finishes: Standard: PVDF, MS Colorfast45[®] and Acrylic-Coated Galvalume[®]
- ▶ Corrosion Protection: AZ55 per ASTM A 792 for unpainted Galvalume[®]
AZ50 per ASTM A 792 for painted Galvalume[®]
G90 per ASTM A 653 for Galvanized
- ▶ Gauges: 26 ga and 24 ga standard; 22 ga optional
- ▶ 32" panel coverage, 1 3/8" rib height
- ▶ Panel Length: Minimum: 5'; Maximum: 45' recommended
- ▶ Applies over open framing or solid substrate
- ▶ Exposed fastened panel
- ▶ Minimum roof slope: 1:12
- ▶ Trapezoidal ribs on 4 9/16" centers

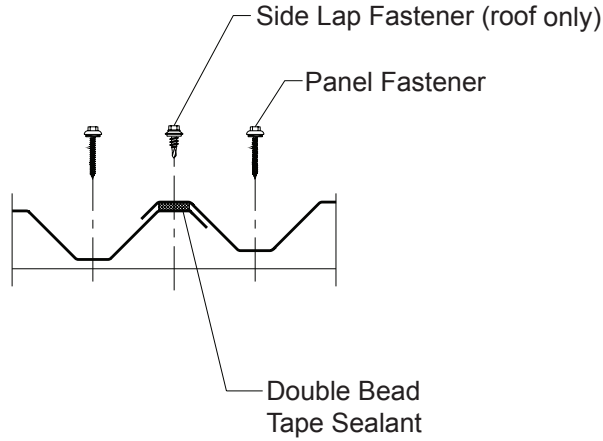


TESTING AND APPROVALS

- ▶ UL 2218 Impact Resistance - Class 4
- ▶ UL 790 Fire Resistance Rating - Class A, per building code
- ▶ UL 263 Fire Resistance Rating - per assembly
- ▶ UL 580 Uplift Resistance - Class 90 Construction: #187

MS Metal Sales[™]

ATTACHMENT DETAIL



FASTENER INFORMATION

Overdriven fasteners will cause panel distortions.

Fasteners should extend 1/2" or more past the inside face of the support material.

Thick panels (ex. 18 ga) or supports (ex. 1/2" steel) may require predrilling of holes for screws.

Panel Fasteners:

Attaching to Wood:

#10-14 XL Wood Screw

Attaching to Steel:

≤12 ga: #12-14 XL Driller

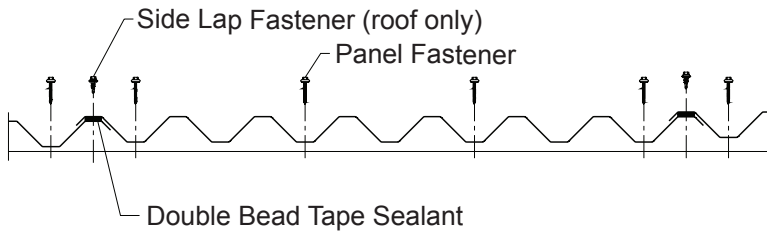
Side Lap Fastener:

1/4"-14x7/8" XL Stitch Screw, 1' on center

Trim Fasteners:

1/4"-14 x 7/8" XL Stitch Screw

FASTENING PATTERN



SECTION PROPERTIES

ALLOWABLE UNIFORM LOADS, psf For various fastener spacings

Ga	Width in	Yield ksi	Weight psf	Top In Compression				Bottom In Compression				ALLOWABLE UNIFORM LOADS, psf For various fastener spacings							
				Top In Compression		Bottom In Compression		Inward Load						Outward Load					
				Ixx in ⁴ /ft	Sxx in ³ /ft	Ixx in ⁴ /ft	Sxx in ³ /ft	4'	5'	6'	7'	8'	9'	4'	5'	6'	7'	8'	9'
26	32	80	0.92	0.0626	0.0880	0.0638	0.0854	139	91	54	34	23	16	142	93	54	34	23	16
24	32	50	1.19	0.0866	0.1236	0.0885	0.1213	173	112	70	44	30	21	176	114	70	44	30	21
22	32	50	1.57	0.1163	0.1631	0.1200	0.1646	237	152	93	59	39	28	235	151	93	59	39	28

- Theoretical section properties have been calculated per AISI 2016 'North American Specification for the Design of Cold-Formed Steel Structural Members'. Ixx and Sxx are effective section properties for deflection and bending.
- Allowable load is calculated in accordance with AISI 2016 specifications considering bending, shear, combined bending and shear and deflection. Allowable load considers the 3 or more equal spans condition. Allowable load does not address web crippling, fasteners, support material or load testing. Panel weight is not considered.
- Deflection consideration is limited by a maximum deflection ratio of L/180 of span.
- Allowable loads do not include a 1/3 stress increase for wind.