



## MS Colorfast45® Paint System



**Polar White (80)**

|           |           |          |
|-----------|-----------|----------|
| SR = 0.58 | TE = 0.87 | SRI = 68 |
|-----------|-----------|----------|



**Light Stone (63)**

|           |           |          |
|-----------|-----------|----------|
| SR = 0.50 | TE = 0.88 | SRI = 58 |
|-----------|-----------|----------|



**Mocha Tan (22)**

|           |           |          |
|-----------|-----------|----------|
| SR = 0.52 | TE = 0.87 | SRI = 60 |
|-----------|-----------|----------|



**Antique Bronze (D4)**

|           |           |          |
|-----------|-----------|----------|
| SR = 0.36 | TE = 0.88 | SRI = 39 |
|-----------|-----------|----------|



**Taupe (74)**

|           |           |          |
|-----------|-----------|----------|
| SR = 0.44 | TE = 0.87 | SRI = 49 |
|-----------|-----------|----------|




**Ash Grey (25)**

|           |           |          |
|-----------|-----------|----------|
| SR = 0.37 | TE = 0.88 | SRI = 40 |
|-----------|-----------|----------|




**Charcoal (17)**

|           |           |          |
|-----------|-----------|----------|
| SR = 0.30 | TE = 0.87 | SRI = 31 |
|-----------|-----------|----------|



**Brown (12)**

|           |           |          |
|-----------|-----------|----------|
| SR = 0.31 | TE = 0.87 | SRI = 32 |
|-----------|-----------|----------|



**Dark Brown (44)**

|           |           |          |
|-----------|-----------|----------|
| SR = 0.27 | TE = 0.87 | SRI = 27 |
|-----------|-----------|----------|



**Forest Green (26)**

|           |           |          |
|-----------|-----------|----------|
| SR = 0.27 | TE = 0.87 | SRI = 27 |
|-----------|-----------|----------|



**Fern Green (07)**

|           |           |          |
|-----------|-----------|----------|
| SR = 0.30 | TE = 0.88 | SRI = 31 |
|-----------|-----------|----------|



**Sierra Green (20)**

|           |           |          |
|-----------|-----------|----------|
| SR = 0.38 | TE = 0.87 | SRI = 41 |
|-----------|-----------|----------|



**Ocean Blue (35)**

|           |           |          |
|-----------|-----------|----------|
| SR = 0.30 | TE = 0.88 | SRI = 31 |
|-----------|-----------|----------|



**Red (24)**

|           |           |          |
|-----------|-----------|----------|
| SR = 0.30 | TE = 0.86 | SRI = 30 |
|-----------|-----------|----------|



**Matte Black (106)**

|           |           |          |
|-----------|-----------|----------|
| SR = 0.27 | TE = 0.86 | SRI = 26 |
|-----------|-----------|----------|



**Acrylic Coated Galvalume® (41)**

|           |           |          |
|-----------|-----------|----------|
| SR = 0.67 | TE = 0.14 | SRI = 56 |
|-----------|-----------|----------|

Limited availability.  
Contact your local branch for  
additional information.

Non-Painted Finish

(Color Code) • SR = Initial Solar Reflectance • TE = Thermal Emittance • SRI = Solar Reflectance Index




















Color selections are close representations but are limited by printing and viewing conditions. Actual samples are available by request.

Visit [metalsales.us.com](http://metalsales.us.com) for valuable tools and resources



## COMMON 26 GAUGE PANEL PROFILES (COVERAGE)

|  |   |   |  |   |
|--|---|---|--|---|
| <b>Vertical Seam (12" &amp; 16")</b>   |   | <b>Image II (12" &amp; 16")</b>   |  |   |
| <br>Striated | <br>Flat Pan | <br>Striated   | <br>16" Minor Rib | <br>12" Minor Rib |
| <b>Clip-Loc (16")</b>  | <b>PBR-Panel/R-Panel (36")</b>  | <b>PBU-Panel/U-Panel (36")</b>  | <b>IC72-Panel (36")</b>  |   |
|              |              |   |   |   |
| <b>Classic Rib® (36")</b>  | <b>Pro-Panel II® (36")</b>  | <b>7/8" Corrugated (varies)</b>   | <b>2.5" Corrugated (varies)</b>  |   |
|              |              |   |                                   |   |
| <b>Delta Rib (24")</b>   | <b>V-Line 32 (32")</b>  | <b>Soffit Panel (12")</b>   |  |   |
|             |             |  Flat  V-Grooves |  |   |

*Panels are also available in other gauges, please inquire. Not all colors and gauges are stocked at all branches. Color samples are close representations but are limited by processing and viewing conditions. Actual samples are available by request. For all specific warranty, application, installation and technical information regarding these products, contact your sales representative.*

## MS COLORFAST45® PAINT PERFORMANCE

### Salt Spray Resistance

|            |             |  |
|------------|-------------|--|
| ASTM B 117 | 1,000 Hours | Creep from scribe no more than 1/8", no blisters |
|------------|-------------|--|

### Humidity Resistance

|             |             |                                  |
|-------------|-------------|----------------------------------|
| ASTM D 2247 | 1,200 Hours | No blisters, cracking or peeling |
|-------------|-------------|----------------------------------|

### Abrasion Resistance

|            |          |                            |
|------------|----------|----------------------------|
| ASTM D 968 | Method A | 30 liters/mil falling sand |
|------------|----------|----------------------------|

### Chalk Resistance

|             |             |                                    |
|-------------|-------------|------------------------------------|
| ASTM D 4214 | 2,000 Hours | No chalking greater than #8 rating |
|-------------|-------------|------------------------------------|

### Bend Adhesion

|             |    |                     |
|-------------|----|---------------------|
| ASTM D 4145 | 2T | No loss of adhesion |
|-------------|----|---------------------|

### Direct and Reverse Impact

|             |           |   |
|-------------|-----------|---|
| ASTM D 2794 | 80 in-lbs | No visible paint removal with cellophane tape |
|-------------|-----------|---|

### Water Immersion

|            |           |                             |
|------------|-----------|-----------------------------|
| ASTM D 870 | 500 Hours | No loss of adhesion (100°F) |
|------------|-----------|-----------------------------|

### Cross-Hatch Adhesion

|             |      |                  |
|-------------|------|------------------|
| ASTM D 3359 | Tape | No paint removal |
|-------------|------|------------------|

### Color Change

|             |            |                           |
|-------------|------------|---------------------------|
| ASTM D 2244 | 2000 hours | Not exceed 5 Hunter units |
|-------------|------------|---------------------------|

### Flame Spread Rate

|           |  |                 |
|-----------|--|-----------------|
| ASTM E 84 |  | Class A coating |
|-----------|--|-----------------|

3/22w 1094