

MESA RIM

# IMPower Series™ Insulated Metal Panels COLORS

Specify IMPower Series™ Insulated Metal Panels from Metal Sales. IMPower Insulated Panels offer factory coating solutions for a multitude of building designs and performance requirements. Equipped with the latest cool color pigment technologies and a variety of specific formulations to protect your building envelope.

## Standard SMP



IMPERIAL WHITE  
SR .70 | E .86 | SRI 85



POLAR WHITE  
SR .60 | E .87 | SRI 71



LIGHT STONE  
SR .56 | E .87 | SRI 66



SANDSTONE  
SR .60 | E .86 | SRI 71




BURNISHED SLATE  
SR .32 | E .87 | SRI 33



SURREY BEIGE  
SR .53 | E .86 | SRI 61

## AdobeTexture®



REGAL WHITE  
SR .68 | E .87 | SRI 82



PEARL GRAY  
SR .45 | E .88 | SRI 51



SANDSTONE  
SR .58 | E .87 | SRI 68



SURREY BEIGE  
SR .48 | E .87 | SRI 51


## Premium SMP



ASH GRAY  
SR .46 | E .87 | SRI 52



GRIZZLE GRAY  
SR .33 | E .87 | SRI 35




ALMOND  
SR .63 | E .86 | SRI 75



TUNDRA  
SR .44 | E .87 | SRI 49

## Standard Interior Polyester



IMPERIAL WHITE  
SR .66 | E .85 | SRI 79

The colors shown here are representative only and not necessarily true reproductions of actual coating colors. All performance data (SR, E and SRI) listed for SMP and PVDF, unless otherwise noted, are for AW500 and AW1000 finish systems, respectively.

# IMPower Series™ Insulated Metal Panels


MESA

## IMPower Series™

When making your coating choice, please note the following:

- The standard exterior texture for wall panels is an embossed surface. Smooth exterior surfaces may be available upon request.
- The standard exterior texture for roof panels is a smooth surface.
- The standard interior texture for all panels is a lightly embossed surface in SMP Imperial White.
- All colors except Imperial White are available in a PVDF finish upon request.
- HE40A AdobeTexture™ panels are available in Sandstone, Surrey Beige, Pearl Gray, and Regal White only.
- Non-stock colors, custom paint systems and special orders are subject to higher pricing and may increase lead times.

## Standard PVDF\*



REGAL WHITE  
SR .72 | E .87 | SRI 88



LIGHT FRENCH GRAY  
SR .60 | E .87 | SRI 71



PEARL GRAY  
SR .49 | E .86 | SRI 56



TUNDRA  
SR .45 | E .87 | SRI 51



ALMOND  
SR .63 | E .87 | SRI 75



SURREY BEIGE  
SR .48 | E .85 | SRI 54



MEDIUM BRONZE  
SR .33 | E .86 | SRI 34



REDDENED EARTH  
SR .44 | E .86 | SRI 49



SLATE GRAY  
SR .40 | E .87 | SRI 44



SANDSTONE  
SR .61 | E .85 | SRI 72



WARM WHITE  
SR .64 | E .87 | SRI 77



ROYAL BLUE  
SR .29 | E .86 | SRI 29

## Premium PVDF\*



SNOW WHITE  
SR .67 | E .87 | SRI 81



PEPPERCORN  
SR .33 | E .87 | SRI 35



VIRTUAL TAUPE  
SR .40 | E .87 | SRI 44



WEATHERED COPPER  
SR .28 | E .87 | SRI 28



COLONIAL RED\*\*  
SR .33 | E .87 | SRI 35



EVERGREEN  
SR .28 | E .86 | SRI 27



SLATE BLUE  
SR .30 | E .87 | SRI 31



NAVAL  
SR .29 | E .87 | SRI 29

Contact your Metal Sales representative for information regarding availability and for complete coating system specifications.