

**EVALUATION REPORT OF  
METAL SALES MANUFACTURING CORPORATION  
'29 GA. CLASSIC RIB PANEL'**


**FLORIDA BUILDING CODE 8TH EDITION (2023)  
FLORIDA PRODUCT APPROVAL  
FL 10999.4-R5  
STRUCTURAL COMPONENTS  
ROOF DECK**

**Prepared For:  
Metal Sales Manufacturing Corporation  
7800 Highway 60  
Sellersburg, IN 47172  
Telephone: (502) 855-4300  
Fax: (502) 855-4200**

**Prepared By:  
Bala Sockalingam, Ph.D., P.E.  
Florida Professional Engineer #62240  
1216 N Lansing Ave., Suite C  
Tulsa, OK 74106  
Telephone: (918) 492-5992**

**This report consists of  
Evaluation Report (3 Pages including cover)  
Installation Details (1 Page)**

**Report No. C2670-4  
Date: 7.21.2023**



This item has been digitally signed and sealed by Bala Sockalingam, PE, on the date indicated.

Printed copies of this document are not considered signed and sealed and this signature must be verified on any electronic copies.

Manufacturer: Metal Sales Manufacturing Corporation

Product Name: Classic Rib

Panel Description: 36" wide coverage with (5) 3/4" high ribs

Materials: Min. 29 ga., 80 ksi steel or min. 26 ga., 50 ksi steel. Galvanized coated steel (ASTM A653) or Galvalume coated steel (ASTM A792) or painted steel (ASTM A755). Corrosion resistant as per FBC 2023 Section 1507.4.3.

Support Description: Nom. 2" x 4" (min) lumber. (Must be designed by others)

Slope: 1/2:12 or greater in accordance with FBC 2023 Section 1507.4.2. Requires applied lap sealant for roof slopes less than 3:12.

Underlayment: Not Required

Design Uplift Pressure: 128.3 psf at fastener spacing of 24" o.c.  
(Factor of Safety = 2) (3 or more spans)

Panel Attachment:  
Type: #9-16 or #10-14 x 1.5" long hex head wood screw with sealed washer. Fasteners are corrosion resistant as per FBC 2023 Section 1507.4.4.  
At panel ends 5.5"-3.5"-5.5" o.c. across panel width  
At intermediate Max 9" o.c. across panel width

Sidelap Attachment: 1/4"-14 x 7/8" long self-drilling screws with washer at 12" o.c.  
(Optional) Fasteners are corrosion resistant as per FBC 2023 Section 1507.4.4. Recommended for roof slope less than 3:12.

Test Standards: Roof assembly tested in accordance with ASTM E1592-01 'Test Method for Structural Performance of Sheet Metal Roof and Siding Systems by Uniform Static Air Pressure Difference' and FM 4470 Section 5.5 'Resistance to Foot Traffic'.

Test Equivalency: The test procedure in ASTM E1592-01 complies with test procedure prescribed in ASTM E1592-05(2017).  
The test procedure in FM 4470 (1992) complies with test procedure prescribed in FM 4470 (2016) Section 4.6 'Resistance to Foot Traffic'.

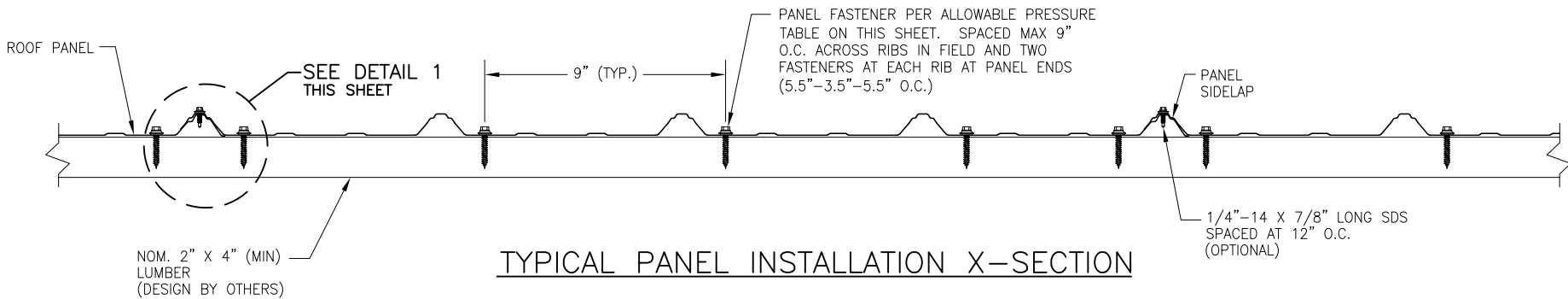
Code Compliance: The product described herein has demonstrated compliance with FBC 2023 Section 1507.4.

Product Limitations: Design wind loads shall be determined for each project in accordance with FBC 2023 Section 1609 or ASCE 7-22 using allowable stress

design. The maximum fastener spacing listed herein shall not be exceeded. The design uplift pressure for reduced fastener spacing may be computed using rational analysis prepared by a Florida Professional Engineer. This evaluation report is not applicable in High Velocity Hurricane Zone. Fire classification is not within the scope of this Evaluation Report. Refer to FBC 2023 Section 1505 and current approved roofing materials directory or ASTM E108/UL790 report from an accredited laboratory for fire ratings of this product.

Supporting Documents: ASTM E1592 Test Reports  
Farabaugh Engineering and Testing Inc.  
Project No. T152-06, Reporting Date 5/19/2006

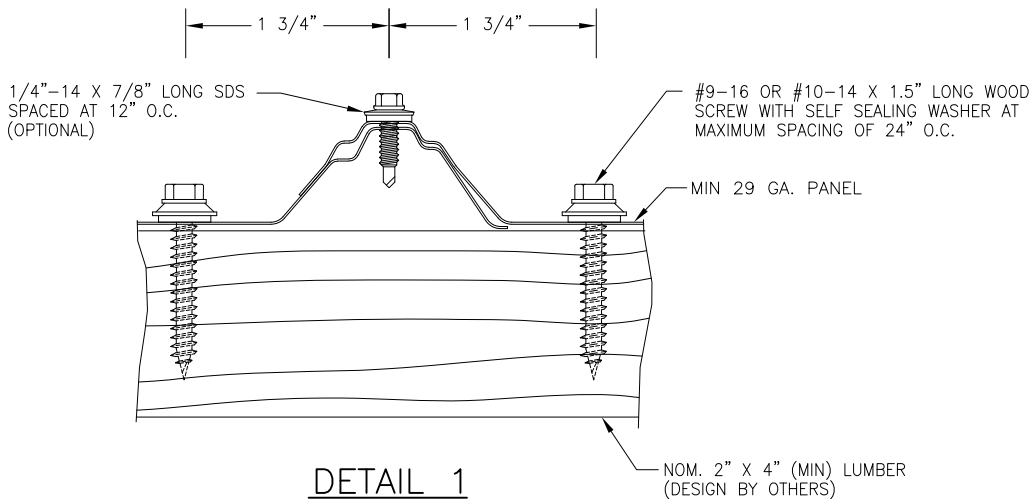
FM 4470 Test Report  
ENCON Technology Inc.  
C1587-2, Reporting Date 5/17/2008



TYPICAL PANEL INSTALLATION X-SECTION

ALLOWABLE UPLIFT PRESSURE

PANEL FASTENERS SPACING ALONG RIB	PRESSURE (PSF)
24"	128.3



DETAIL 1

GENERAL NOTES:

1. STRUCTURAL ROOF PANEL HAS BEEN DESIGNED IN ACCORDANCE WITH THE FLORIDA BUILDING CODE (FBC).
2. ROOF PANELS ARE SHALL BE MIN. 29 GA. (t = 0.013"). EFFECTIVE COVERING WIDTH OF PANEL = 36".
3. THE ROOF PANELS SHALL BE INSTALLED OVER STRUCTURE AS SPECIFIED ON THIS DRAWING.
4. REQUIRED DESIGN WIND LOADS SHALL BE DETERMINED FOR EACH PROJECT. THIS PANEL SYSTEM MAY NOT BE INSTALLED WHEN THE REQUIRED DESIGN WIND LOADS ARE GREATER THAN THE ALLOWABLE WIND LOADS SPECIFIED ON THIS DRAWING.
5. ALL FASTENERS MUST BE IN ACCORDANCE WITH THIS DRAWING & THE FLORIDA BUILDING CODE. IF A DIFFERENCE OCCURS BETWEEN THE MINIMUM REQUIREMENTS OF THIS DRAWING & THE CODE, THE CODE SHALL CONTROL.
6. RAFTERS/JOISTS/TRUSSES MUST BE DESIGNED TO WITHSTAND WIND LOADS AS REQUIRED FOR EACH APPLICATION AND ARE THE RESPONSIBILITY OF OTHERS.
7. REQUIRES APPLIED LAP SEALANT FOR ROOF SLOPE < 3:12.

DRAWN BY: B.S.		CHECKED BY: D.S.	
PLOT:		DATE: 7/14/2023	
NO.	REVISION	DESCRIPTION	DATE
DRAWING TITLE <b>CLASSIC RIB PANEL</b>			
CONSULTANTS <b>BALA SOCKALINGAM, PH.D., P.E.</b>			
MANUFACTURER <b>METAL SALES MANUFACTURING CORP.</b>			
1216 N LANSING AVE, SUITE C TULSA, OK 74106 PHONE: 918-492-5992 FAX: 866-366-1543			
7800 HIGHWAY 60 SELLERSBURG, IN 47172 502-855-4300			
DRAWING NO. <b>2670-4</b>		REV.	
PAGE NO. <b>1</b>		OF <b>1</b>	