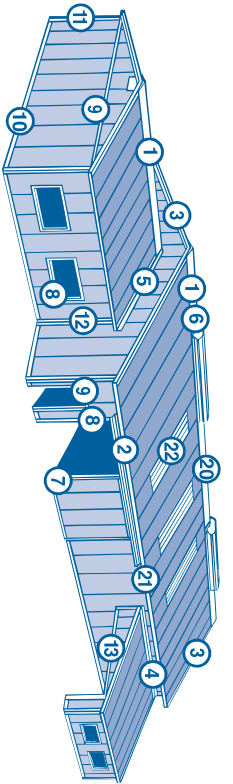


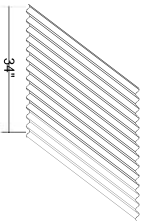
7/8 CORRUGATED FINISHING TOUCH!

For a complete line of profile matching trims and accessories visit our website metalsales.us.com



X= MUST SUPPLY ROOF PITCH OR ANGLE
26ga Product code / 24ga Product code

Panel product codes
26ga 26115
24ga 27053
22ga 29090 (Optional)



22 7/8 Translucent Panel
12'-0" Fiberglass 61107/50

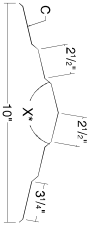


20 Versa Vent Ridge Vent
2" wide x 10'-0" long 6427/50

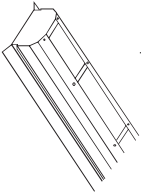


20 21 7/8 Closure Strip
1" wide x 32" long 6420/99

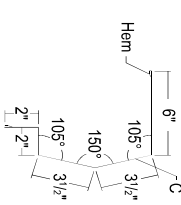
1 Universal Ridge
10'-2" 55010 / 55010



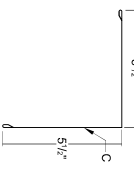
6 Ridge Vent
NON-STOCKED ITEM
Special Order



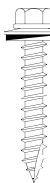
3 Sculpt Ridge Trim
10'-2" 55042 / 55042



11 Outside Corner
10'-2" 53132 / 53132



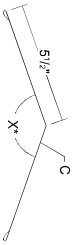
MetalWood
#14 x 1" 82141
#14 x 1 1/2" 82151
#14 x 2" 82158



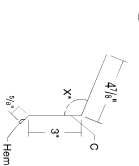
Lap Screw
1/4-14 x 7/8" 82348



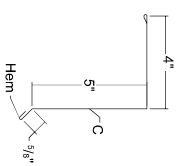
1 11" Universal Ridge
10'-2" 55002 / 55002



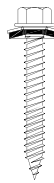
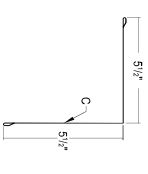
2 Eave Trim
10'-2" 55069 / 55069



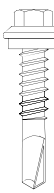
3 Rake Trim
10'-2" 55034 / 55034



12 Inside Corner
10'-2" 53126 / 53126

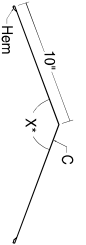


Wood Screw
#9 x 1" 82110
#9 x 1 1/2" 82112
#9 x 2" 82113

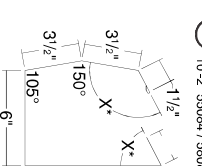


Self Drilling Screw
12-14 x 1 1/2" 82201
12-14 x 1 1/2" 82203
12-14 x 2" 82204

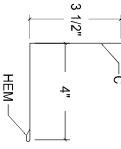
1 20" Universal Ridge
10'-2" 55006 / 55006



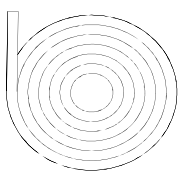
2 Sculptured Gutter
10'-2" 55084 / 55084



5 Universal Sidelwall
10'-2" 55056 / 55056

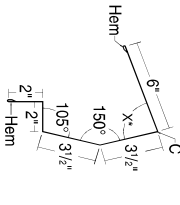


Single Bead Tape Sealant
3/8" x 3/32" x 50' 6404099

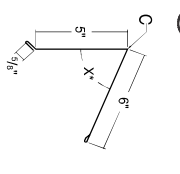


Hip / Valley Closure
1 9/16" x 1 3/8" x 13 3216100

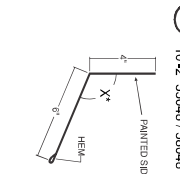
3 Sculpt. H.S. Eave Trim
10'-2" 55038 / 55038



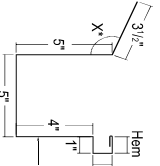
4 Peak Trim
10'-2" 55022 / 55022



4 Pitch Break
10'-2" 55048 / 55048



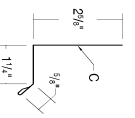
2 Box Gutter
10'-2" 55077 / 55077



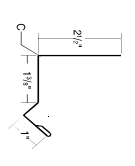
W-Valley
10'-2" 55018 / 57019



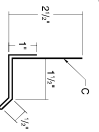
10 1 1/4" Base Trim
10'-2" 55138 / 55138



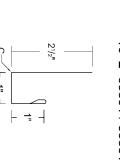
9 Head Trim
10'-2" 55122 / 55122



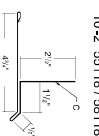
9 1 1/2" Sill/Head Trim
10'-2" 55114 / 55114



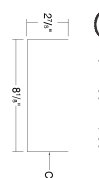
8 7/8 Jamb Trim
10'-2" 55351 / 55351



13 1 1/2" Sill to Soffit Trim
10'-2" 55118 / 55118



7 Head/Jamb Cover
10'-2" 55124 / 55124




7/8" Corrugated

- ▶ Exposed direct-fastened panel for roof and wall applications
- ▶ 32" roof coverage (34-2/3" wall coverage)
- ▶ 7/8" rib height, 2-2/3" centers
- ▶ Gauges: 26 ga. and 24 ga. standard, 22 ga. and 20 ga. optional
- ▶ Optional materials: stainless steel, aluminum, copper and weathering steel
- ▶ Minimum roof slope: 1:12
- ▶ Applies over open framing or solid substrate
- ▶ Finishes: MS Colorfast45®, PVDF and Acrylic Coated Galvalume®
- ▶ Contact Metal Sales for load-carrying capabilities


Testing and Approvals

- ▷ UL 263, Fire Resistance Rating – per assembly
- ▷ UL 790, Class A Fire Resistance Rating – per assembly
- ▷ UL 2218, Class 4 Impact Resistance
- ▷ ASTM E 283 Air Infiltration
- ▷ ASTM E 330 Uniform Static Air Pressure Difference
- ▷ ASTM E 331 Water Penetration
- ▷ ASTM E 1592 Roof Uplift Capacity
- ▷ ASTM E 1646 Water Penetration
- ▷ ASTM E 1680 Air Leakage
- ▷ Texas Department of Insurance Evaluation Report, RC-409
- ▷ ICC Evaluation Report, ESR-2385
- ▷ 2014 FBC Approved
 - 24 ga. panel over 16 ga. Purlins, 10999.1
 - 24 ga. panel over 16 ga. Girts, 9482.1

Roof Panel

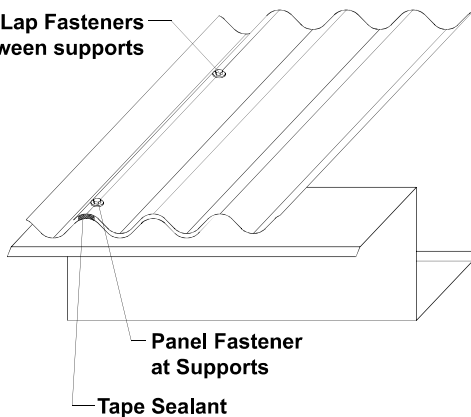


Wall Panel

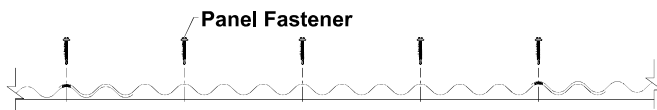


FASTENING PATTERNS

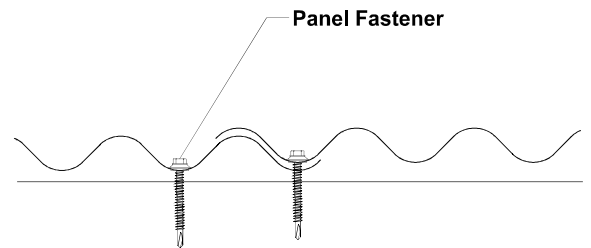
Side Lap Fasteners
between supports



ROOF



Panel Fastener



WALL

