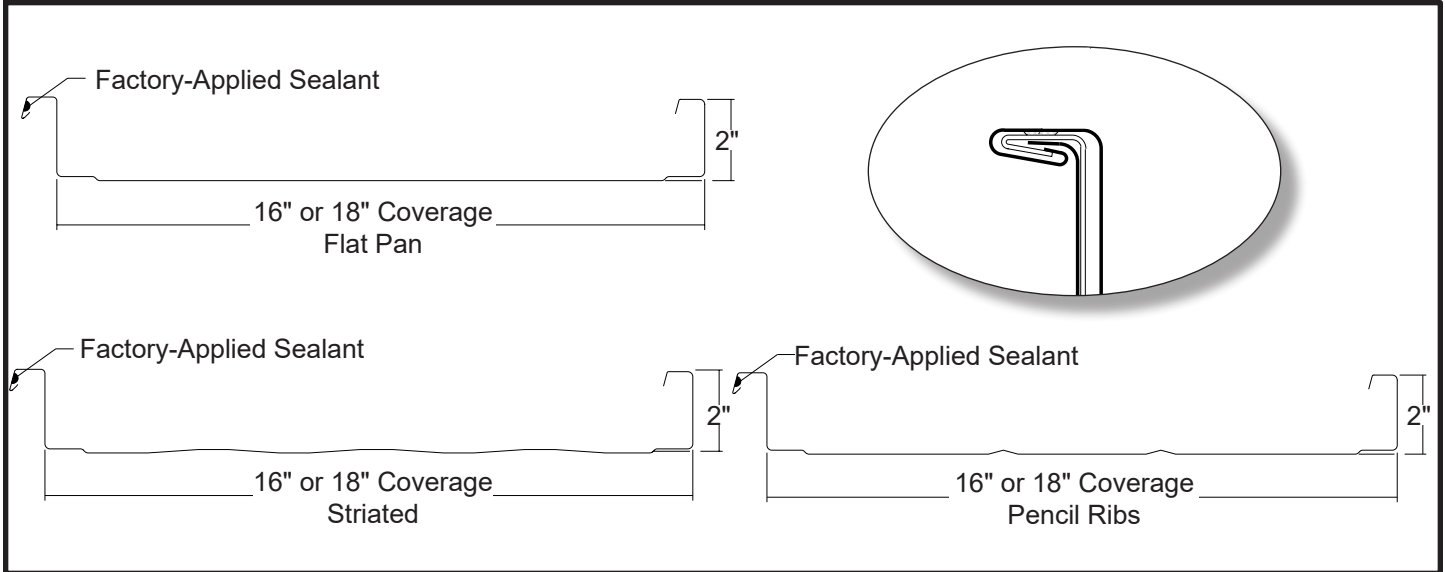


# MAGNA-LOC 90

Condensed  
Technical  
Reference



ARCHITECTURAL  
COMMERCIAL  
INDUSTRIAL  
PANEL

CONCEALED  
FASTENED

16" OR 18"  
COVERAGE

MINIMUM  
SLOPE  
1/2:12

OPEN FRAMING OR  
SOLID SUBSTRATE

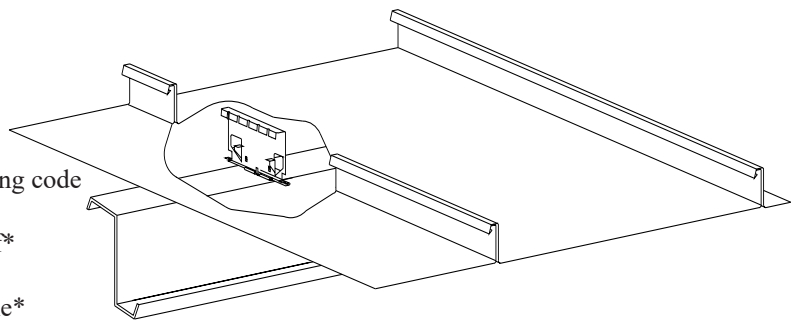
## PANEL OVERVIEW

- ▶ Finishes: PVDF and Acrylic-Coated Galvalume®
- ▶ Corrosion Protection: AZ55 per ASTM A 792 for unpainted Galvalume®  
AZ50 per ASTM A 792 for painted Galvalume®  
G90 per ASTM A 653 for Galvanized
- ▶ Gauges: 24 ga standard; 22 ga optional
- ▶ 16" or 18" panel coverage, 2" rib height
- ▶ Panel Length: Minimum: 5' for striated, 7' for non-striated; Maximum: 45' recommended
- ▶ Architectural, structural vertical rib standing seam roof system
- ▶ Integral mechanically seamed side lap with factory-applied sealant
- ▶ Minimum roof slope: 1/2:12
- ▶ Panels can be factory-notched and punched
- ▶ Accommodates 1/2" to 6" blanket insulation

## TESTING AND APPROVALS

- ▶ UL 2218 Impact Resistance - Class 4
- ▶ UL 790 Fire Resistance Rating - Class A, per building code
- ▶ UL 263 Fire Resistance Rating - per assembly
- ▶ ASTM E 1680 Air Leakage - 0.016 cfm/ft² at 12 psf\*
- ▶ ASTM E 1646 Water Penetration - none at 12 psf\*
- ▶ ASTM E 2140 Water Penetration, Static Head - none\*
- ▶ ASTM E 1592 Structural Performance
- ▶ UL 580 Uplift Resistance - Class 90 Constructions: #506, #506A and #506B
- ▶ FM 4471 Roof Approval - Class 1-90, 1-105, 1-165
- ▶ Texas Windstorm - Evaluation RC-197
- ▶ 2023 FBC Approvals - FL10999.5, FL11560.5 and FL11560.6
- ▶ Miami-Dade County, Florida NOAs - 23-1011.10 and 23-1011.11 expires 12/12/2028
- ▶ ICC Evaluation Report - ESR-2385

\* with tube sealant at clip locations

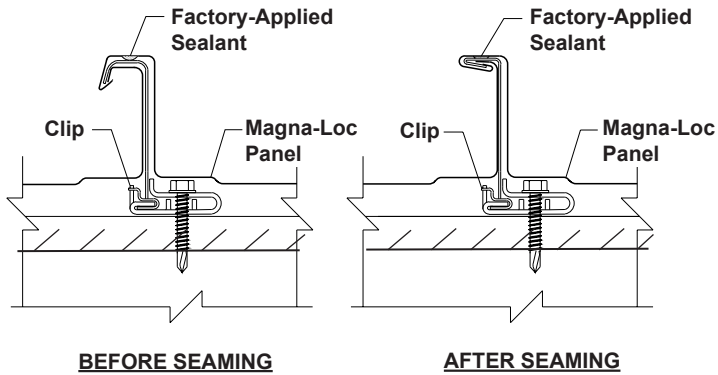


**MMS Metal Sales**™

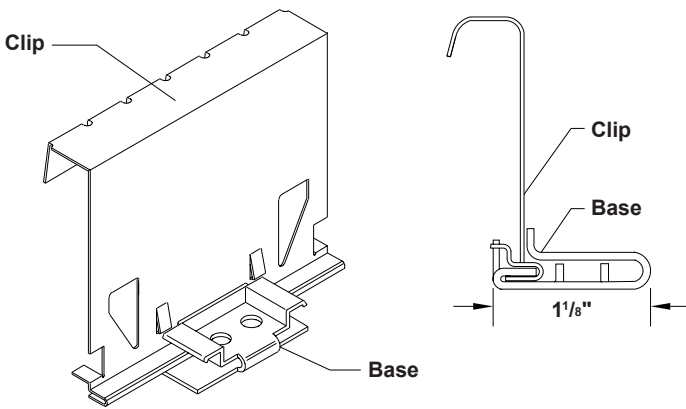
# MAGNA-LOC

**Condensed  
Technical  
Reference**

## ATTACHMENT DETAILS



## FLOATING CLIP



## FASTENING INFORMATION

### ► Clips

Clip spacing is based upon the design loads, the spanning capacity of the panels, the fasteners and the support members.

Clip tab is 0.034" and clip base is 0.060". Both conform to ASTM A 1008 or ASTM A 1011 and are coated with G90 per ASTM A 653. As an option, 410 stainless tabs are available.

Floating Clips can accommodate 1-1/2" of thermal movement each way.

### ► Fasteners

Overdriven fasteners will cause panel distortions.

Fasteners should extend 1/2" or more past the inside face of the support material.

#### Clip Fasteners:

Attaching to Wood:

#12-11 x 1-1/2" Wood Screw

Attaching to Steel:

<18 ga: 1/4"-14 Deck Screw

>=18 ga, <=12 ga: 1/4"-14 Driller, No Washer

>12 ga: 1/4"-24 Driller, No Washer

#### Exposed End Fasteners:

At Eave Plate or Back-Up Channel:

#12-14 XL Driller

#### Concealed End Fasteners:

At Eave Plate or Back-Up Channel:

#12-14 Driller, No Washer

#### Trim Fasteners:

1/4"-14 x 7/8" XL Stitch Screw

1/8" x 3/16" Pop Rivet

## SECTION PROPERTIES

## ALLOWABLE UNIFORM LOADS, psf For various clip spacings

Ga	Width in	Yield ksi	Weight psf	Top In Compression				Bottom In Compression				Inward Load					Outward Load						
				Ixx in <sup>4</sup> /ft		Sxx in <sup>3</sup> /ft		Ixx in <sup>4</sup> /ft		Sxx in <sup>3</sup> /ft		2'	2.5'	3'	3.5'	4'	5'	2'	2.5'	3'	3.5'	4'	5'
				in <sup>4</sup> /ft	in <sup>3</sup> /ft	in <sup>4</sup> /ft	in <sup>3</sup> /ft																
24	16	50	1.25	0.1785	0.1013	0.0855	0.0754	368	249	179	135	105	68	123	111	99	87	75	51				
22	16	50	1.64	0.2475	0.1424	0.1178	0.1070	549	367	261	195	151	98	128	119	110	100	91	73				
24	18	50	1.21	0.1620	0.0900	0.0760	0.0669	327	221	159	119	93	60	111	99	87	75	63	39				
22	18	50	1.59	0.2240	0.1261	0.1047	0.0951	488	326	232	173	134	87	120	108	95	83	71	46				

- Theoretical section properties have been calculated per AISI 2016 'North American Specification for the Design of Cold-Formed Steel Structural Members'. Ixx and Sxx are effective section properties for deflection and bending.
- Allowable load is calculated in accordance with AISI 2016 specifications considering bending, shear, combined bending & shear and deflection. Allowable load does not address web crippling, fasteners, support material or load testing. Allowable load considers the three or more equal spans condition. Panel weight is not considered.
- Deflection consideration is limited by a maximum deflection ratio of L/180 of span.
- Allowable loads do not include a 1/3 stress increase for wind.

**MS Metal Sales™**

[metalsales.us.com](http://metalsales.us.com)

Anchorage, AK 866.640.7663  
Bay City, MI 888.777.7640  
Deer Lake, PA 800.544.2577  
Denver, CO 800.289.7663

Detroit Lakes, MN 888.594.1394  
Fontana, CA 800.782.7953  
Fort Smith, AR 877.452.3915  
Independence, MO 800.747.0012

Jacksonville, FL 800.394.4419  
Jefferson, OH 800.321.5833  
Mocksville, NC 800.228.6119  
Nashville, TN 800.251.8508  
Rock Island, IL 800.747.1206  
Rogers, MN 800.328.9316

Seattle, WA 800.431.3470  
Sellersburg, IN 800.999.7777  
Sioux Falls, SD 888.299.0024  
Spokane, WA 800.572.6565  
Temple, TX 800.543.4415  
Woodland, CA 800.759.6019