

Panel Profiles

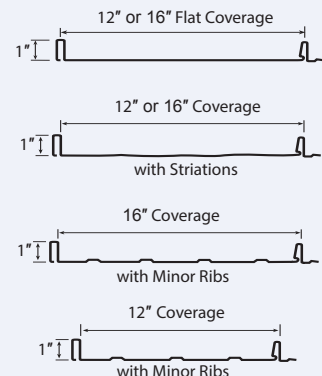
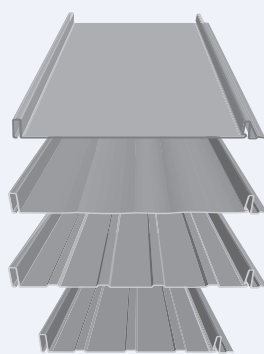
Trims

Trim Locator

Residential

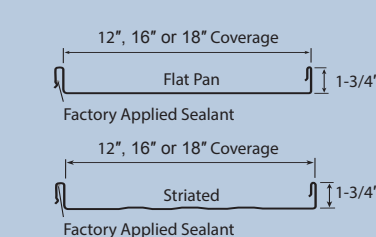

Image II™

- Concealed fastened system
- Minimum slope 3:12
- 24 & 26 gauge
- 26 ga. standard
- Applies over solid substrate with 30# felt underlayment
- Low maintenance
- Easy installation
- Full line of trims and accessories
- Highly resistant to wind, hail, snow and rain
- Mildew resistant and will not rot or absorb water



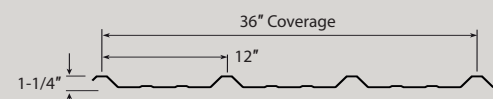

Vertical Seam

- Concealed clip fastened system
- Open Framing min slope 3:12
- Solid Substrate min slope 1:12
- 24 & 26 gauge



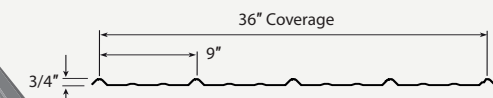

PBR-Panel

- Exposed fastened system
- Flat top trapezoidal rib
- Minimum slope 1:12
- 26 & 24 gauge



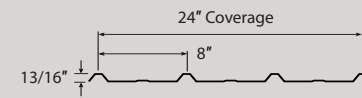

Classic Rib®

- Exposed fastened system
- Bell top trapezoidal rib
- Minimum slope 3:12
- 29, 26 & 24 gauge



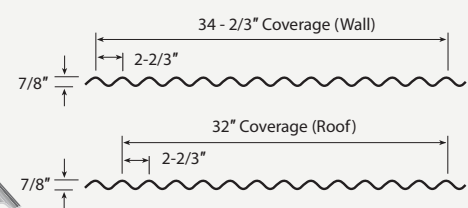

Delta Rib

- Exposed fastened system
- Flat top trapezoidal rib
- Minimum slope 3:12
- 26 & 29 gauge



7/8" Corrugated

- Exposed fastened system
- Minimum slope 1:12
- 26 & 24 gauge



2.5" Corrugated

- Exposed fastened system
- Minimum slope 3:12
- 26 & 29 gauge

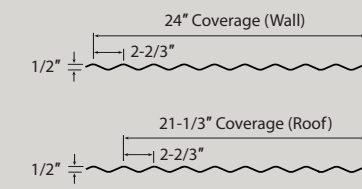



Image II Step Rake

26 ga. 55954xx 24 ga. 58954xx

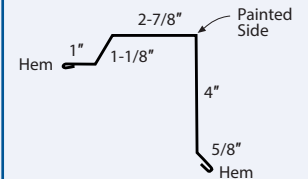
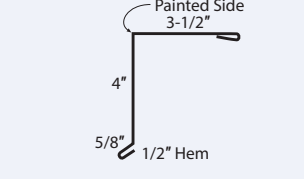


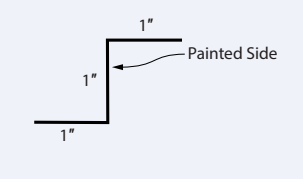
Image II Rake

26 ga. 55951xx 24 ga. 58951xx



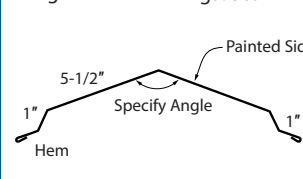
"Z" Closure

26 ga. 55946xx 24 ga. 58603xx

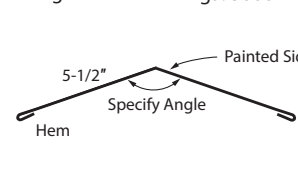


Trims Standard to Residential Use Panels

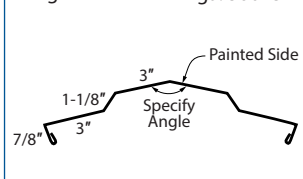
13" Ridge/Hip
26 ga. 55974xx 24 ga. 58974xx



11" Ridge/Hip
26 ga. 55002xx 24 ga. 58002xx

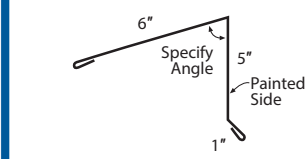


Vented Ridge Cover
26 ga. 55013xx 24 ga. 58013xx



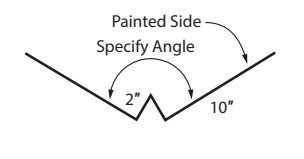
Peak 6" x 5"

26 ga. 55022xx 24 ga. 58022xx



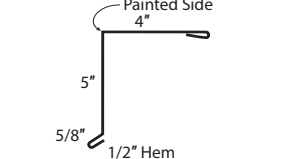
20" Valley

26 ga. 55018xx 24 ga. 58018xx



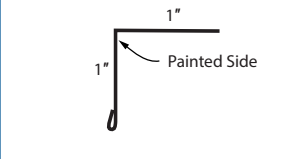
Rake 4" x 5"

26 ga. 55034xx 24 ga. 58034xx



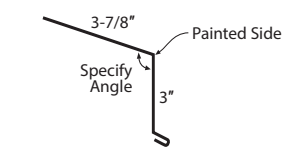
SSR Rake Cleat

26 ga. 55767xx 24 ga. 58767xx



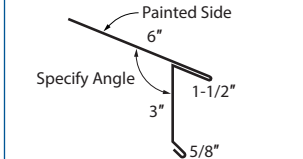
Eave 4" x 3"

26 ga. 55065xx 24 ga. 58065xx



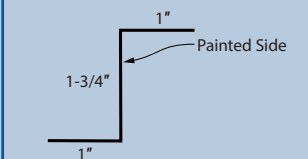
Extended Eave

26 ga. 55073xx 24 ga. 58073xx



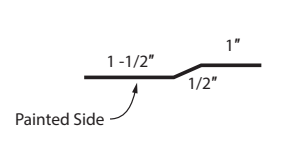
"Z" Closure

26 ga. 55702xx 24 ga. 58702xx



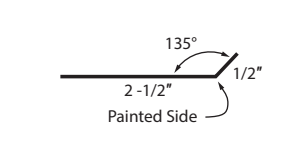
Offset Cleat

26 ga. 556499 24 ga. 586499



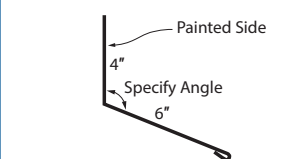
Cleat

26 ga. 5506099 24 ga. 5806099



Pitch Break 4" x 6"

26 ga. 55048xx 24 ga. 58048xx



Rakewall 3.5" x 4"

26 ga. 55056xx 24 ga. 58056xx

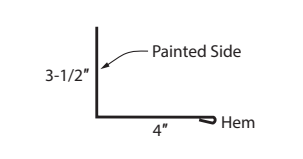
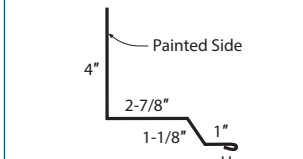


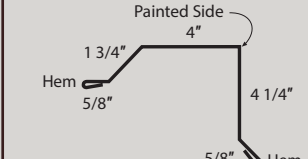
Image II Step Rakewall

26 ga. 55957xx 24 ga. 58957xx



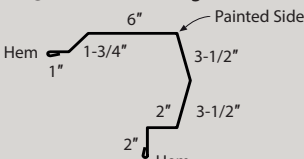
Gable Trim

26 ga. 55196xx 24 ga. 58196xx



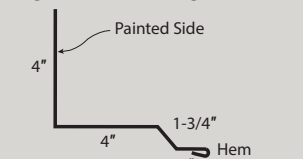
Sculptured Rake

26 ga. 55911xx 24 ga. 58911xx



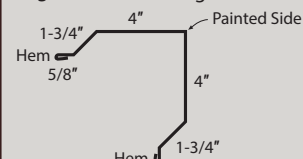
Rakewall

26 ga. 55902xx 24 ga. 58902xx



Outside Corner

26 ga. 55914xx 24 ga. 58914xx



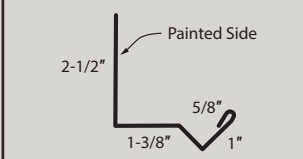
Inside Corner

26 ga. 55917xx 24 ga. 58937xx



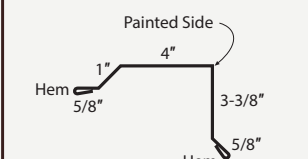
Head Channel

26 ga. 55960xx 24 ga. 58122xx



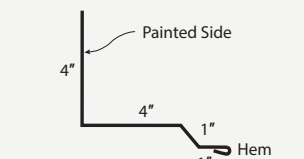
Gable Trim

26 ga. 55159xx 24 ga. 58159xx



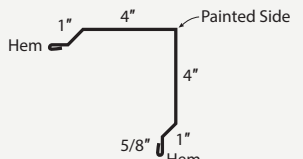
Rakewall

26 ga. 55931xx



Outside Corner

26 ga. 55935xx



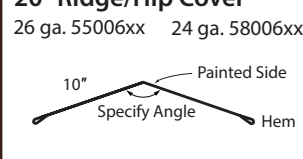
Inside Corner

26 ga. 55938xx

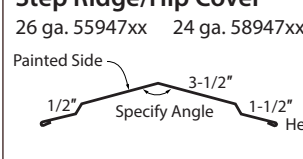


Trims Standard to Agricultural/Multi-Use Panels

20" Ridge/Hip Cover
26 ga. 55006xx 24 ga. 58006xx

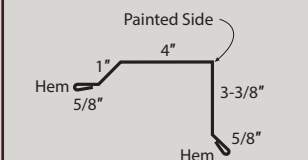


Step Ridge/Hip Cover
26 ga. 55947xx 24 ga. 58947xx



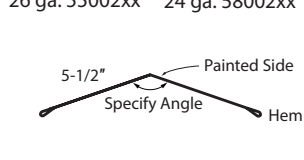
Gable Trim

26 ga. 55159xx 24 ga. 58159xx



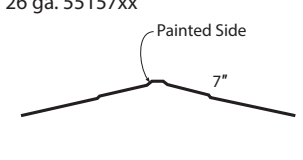
11" Ridge/Hip Cover

26 ga. 55002xx 24 ga. 58002xx



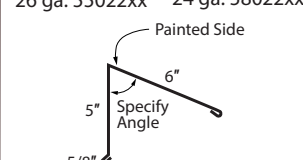
Universal Ridge

26 ga. 55157xx



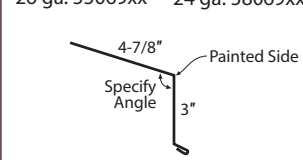
Peak 6" x 5"

26 ga. 55022xx 24 ga. 58022xx



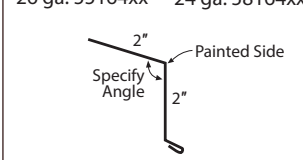
Eave 3" x 5"

26 ga. 55069xx 24 ga. 58069xx



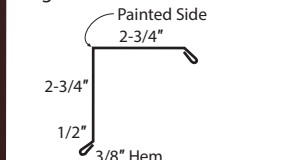
Eave 2" x 2"

26 ga. 55164xx 24 ga. 58164xx



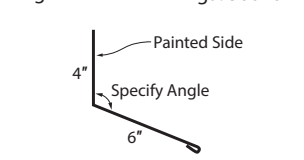
Rake Trim

29 ga. 42241xx



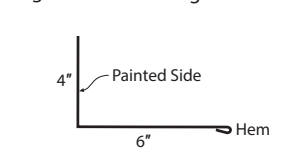
Endwall 4" x 6"

26 ga. 55048xx 24 ga. 58048xx



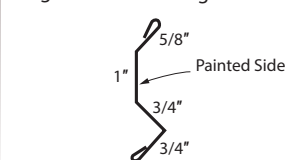
Sidewall 4" x 6"

26 ga. 55165xx 24 ga. 58777xx



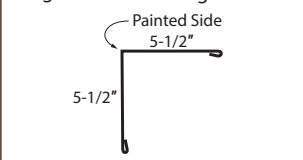
Counter Flashing

26 ga. 55052xx 24 ga. 58052xx



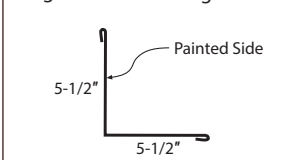
Outside Corner 5.5" x 5.5"

26 ga. 55132xx 24 ga. 58132xx



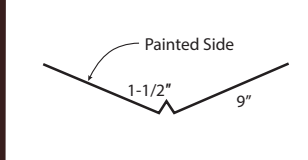
Inside Corner 5.5" x 5.5"

26 ga. 55126xx 24 ga. 58126xx



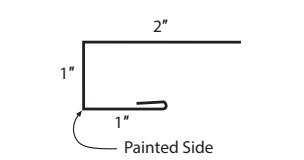
18" Valley

26 ga. 55171xx 24 ga. 58171xx



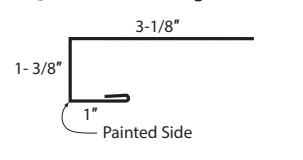
1" Jamb

26 ga. 55169xx 24 ga. 58169xx



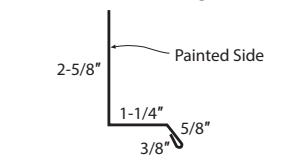
1.375" Jamb

26 ga. 55913xx 24 ga. 58913xx



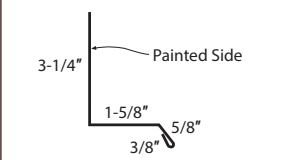
1.25" Base

26 ga. 55138xx 24 ga. 58138xx



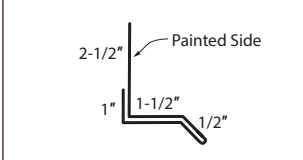
1.625" Base

26 ga. 55140xx 24 ga. 58140xx

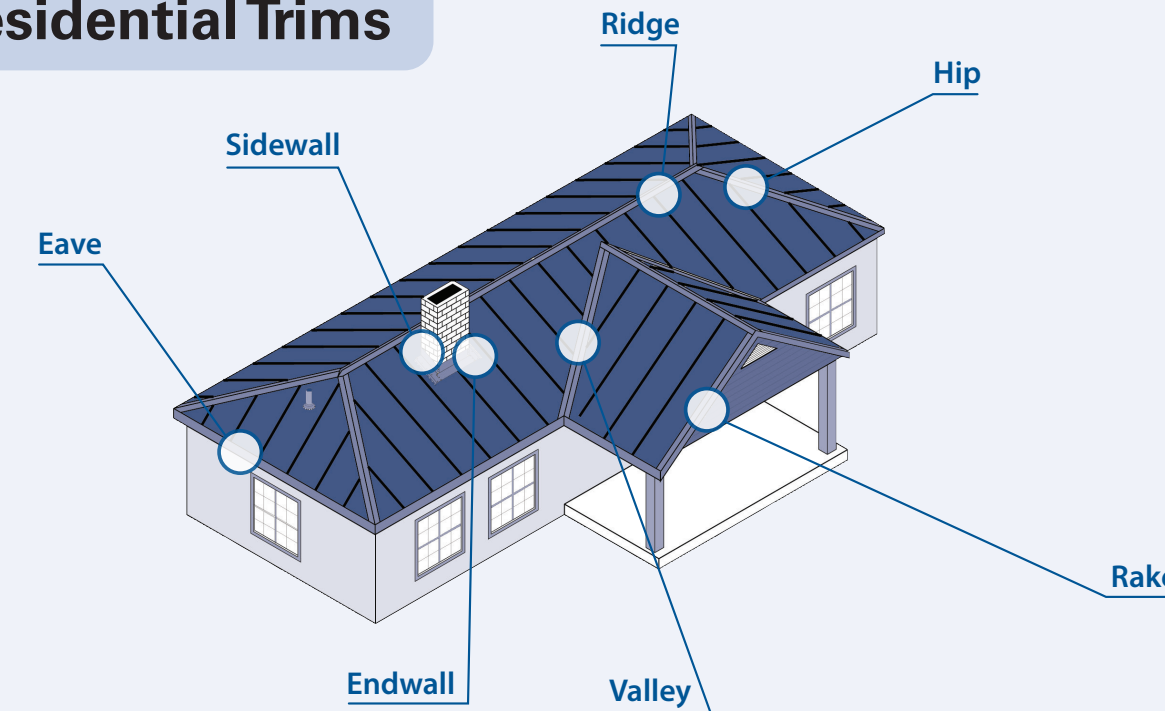


1.5" Sill/Head

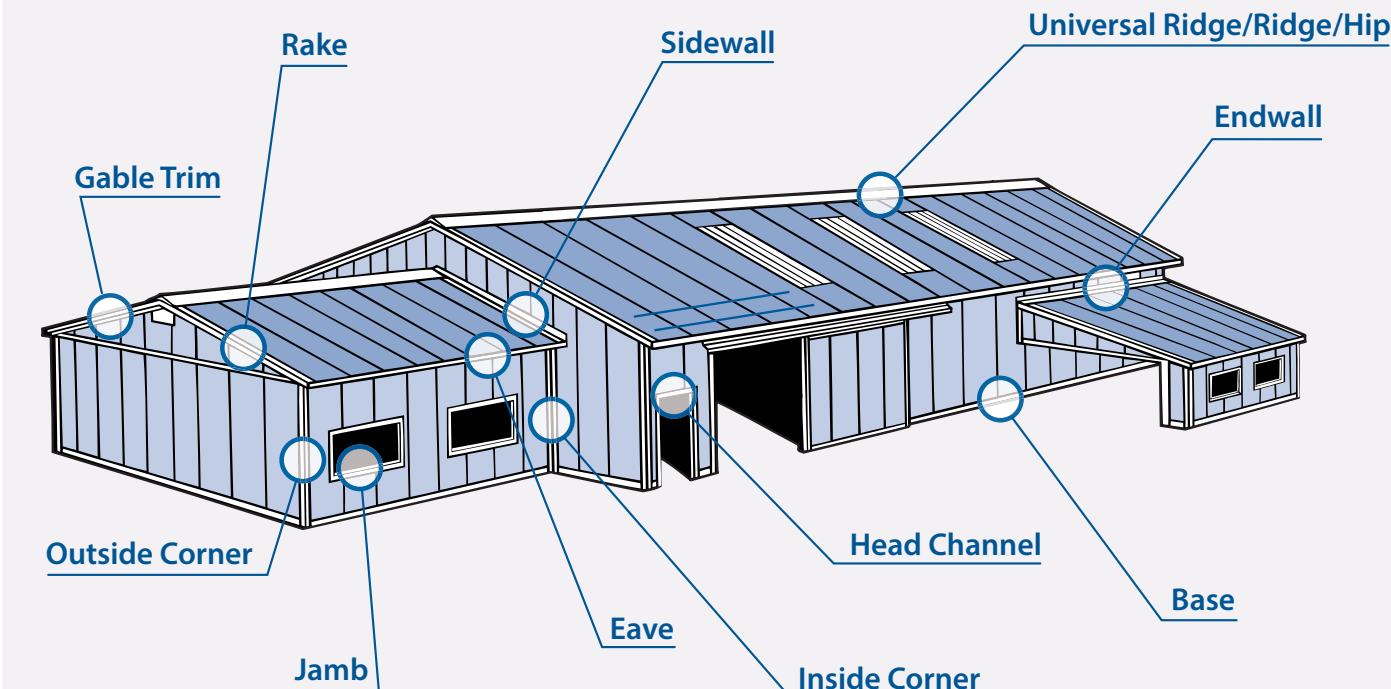
26 ga. 55114xx 24 ga. 58114xx



Residential Trims



Agricultural Trims



- When ordering, please specify roof slope/pitch/angle for the following trims: Eave, Extended Eave, Ridge, Peak, Valley, Pitch Break, Endwall.
- For the correct fasteners, it is important to provide your Metal Sales Dealer with the project's substrate info: plywood/OSB, dimensional lumber or steel.
- Metal Sales offers a complete line of metal panel trims & accessories.
- For more information, please visit metalsales.us.com under the 'Resources' tab and/or contact your Metal Sales Dealer/Territory Sales Manager.

All flat metal surfaces can display waviness commonly referred to as "oil canning". This is an inherent characteristic of steel products, not a defect, and therefore is not a cause for panel rejection.

Agricultural / Multi-Use

Panel, Color and Gauge Selector

Color (Color Code)	Classic Rib®			PBR-Panel		PBU-Panel		Delta Rib		7/8" Corrugated		2.5" Corrugated		Image II™		Vertical Seam	
	26 Ga.	24 Ga.	29 Ga.	26 Ga.	24 Ga.	26 Ga.	24 Ga.	26 Ga.	29 Ga.	26 Ga.	24 Ga.	26 Ga.	29 Ga.	26 Ga.	24 Ga.	26 Ga.	24 Ga.
Aged Copper (65)		•			•		•				•				•		•
Antique Bronze (D4)	•			•		•		•		•		•		•		•	
Antique Patina (M1)		•			•		•				•				•		•
Ash Grey (25)	•	•	•	•	•	•	•	•	•	•	•	•	•	•	•	•	•
Brandywine (P8)		•			•		•				•				•		•
Bright White (39)			•						•				•				•
Brown (12)	•		•	•		•		•	•	•		•	•	•		•	
Burnished Slate (49)			•						•				•				•
Champagne Metallic (168)		•			•		•				•				•		•
Charcoal (17)	•	•	•	•		•		•	•	•	•	•	•	•	•	•	•
Classic Green (66)		•			•		•				•				•		•
Colonial Red (W75)		•			•		•				•				•		•
Copper Penny (W92)		•			•		•				•				•		•
Dark Bronze (50)		•			•		•				•				•		•
Dark Brown (44)	•			•		•		•		•		•		•		•	
Felt Green (W66)		•			•		•				•				•		•
Fern Green (07)	•			•		•		•		•		•		•		•	
Forest Green (26)	•		•	•		•		•	•	•		•	•	•		•	
Hemlock Green (M7)		•			•		•				•				•		•
Khaki (88)		•			•		•				•				•		•
Light Stone (63)	•	•	•	•		•		•	•	•	•	•	•	•	•	•	•
Linen White (81)		•			•		•				•				•		•
Mansard Brown (133)		•			•		•				•				•		•
Matte Black (106)	•	•	•	•		•		•	•	•	•	•	•	•	•	•	•
Medium Bronze (H4)		•			•		•				•				•		•
Metallic Silver (K7)		•			•		•				•				•		•
Mistique Plus (W31)		•			•		•				•				•		•
Mocha Tan (22)	•		•	•		•		•	•	•	•	•	•	•	•	•	•
Ocean Blue (35)	•	•	•	•		•		•	•	•	•	•	•	•	•	•	•
Old Town Grey (W25)		•			•		•				•				•		•
Old Zinc Grey (W29)		•			•		•				•				•		•
Parchment (W74)		•			•		•				•				•		•
Patina Green (W58)		•			•		•				•				•		•
Patriot Red (73)		•			•		•				•				•		•
Polar White (80)	•		•	•		•		•	•	•	•	•	•	•	•	•	•
Red (24)	•		•	•		•		•	•	•	•	•	•	•	•	•	•
Regal Blue (W35)		•			•		•				•				•		•
RiverTeal (59)		•			•		•				•				•		•
Rustic Steel (W45)	•			•		•		•		•			•		•		•
Sandstone (W51)		•			•		•				•				•		•
Sierra Green (20)	•			•		•		•		•		•		•		•	
Slate Grey (W38)		•			•		•				•				•		•
Snowdrift White (W81)		•			•		•				•				•		•
Tahoe Blue (W71)		•			•		•				•				•		•
Taupe (74)	•			•		•		•		•		•		•		•	
Terra Cotta (W72)		•			•		•				•				•		•
Weathered Copper (W50)		•			•		•				•				•		•
White (30)			•					•				•			•		•
Galvalume (41)	•	•	•	•	•	•	•	•	•	•	•	•	•	•	•	•	•
Galvanized (00)	•	•	•	•	•	•	•	•	•	•	•	•	•	•	•	•	•

Color Guide

Representation of colors will vary due to printing limitations. Color Charts and Sample Color Chips are available upon request.

24 Gauge Colors PVDF 45 year finish warranty

Snowdrift White (W81) **Linen White (81)** **Sandstone (W51)** **Parchment (W74)** **Taupe (74)** **Khaki (88)** **Medium Bronze (H4)** **Weathered Copper (W50)**
Mansard Brown (133) **Dark Bronze (50)** **Ash Grey (25)** **Old Town Grey (W25)** **Old Zinc Grey (W29)** **Slate Grey (W38)** **Matte Black (106)** **Aged Copper (65)**
Patina Green (W58) **Hemlock Green (M7)** **Classic Green (66)** **Felt Green (W66)** **Patriot Red (73)** **Terra Cotta (W72)** **Colonial Red (W75)** **Brandywine (P8)**
River Teal (59) **Antique Patina (M1)** **Tahoe Blue (W71)** **Ocean Blue (35)** **Regal Blue (W35)** **Metallic Silver (K7)** **Champagne Metallic (168)** **Mistique Plus (W31)**
Copper Penny (W92) **Galvalume® (41) Non-Painted 25 year warranty**

26 Gauge Colors 26 ga. and 29 ga. MS Colorfast45® 45 year finish warranty

Polar White (80) **Light Stone (63)** **Mocha Tan (22)** **Antique Bronze (D4)** **Taupe (74)** **Ash Grey (25)** **Charcoal (17)** **Brown (12)**
Dark Brown (44) **Forest Green (26)** **Fern Green (07)** **Sierra Green (20)** **Ocean Blue (35)** **Red (24)** **Matte Black (106)**
Rustic Steel (W45) PVDF 26 ga. only Upcharge will apply **Galvalume® (41) Non-Painted 25 year warranty** **Galvanized (00) Non-Painted no warranty**

22 ga. Weathering Steel (90) available for select panels. Contact your Metal Sales Representative for more details.
 29 Gauge Profiles and Colors also available (see Panel, Color and Gauge Selector)

PANEL AND FLASHING GUIDE

