

Panel Profiles

Classic Rib®
 29 ga. 22934xx / 26 ga. 25114xx / 29 ga. (CF40) 22825xx

- Exposed fastened system
- Bell top trapezoidal rib
- Minimum slope 3:12
- 36" panel coverage
- 29 & 26 gauge
- Apply over open frame or solid substrate

Pro-Panel II®
 29 ga. 22908xx / 26 ga. 25113xx / 29 ga. (CF40) 22840xx

- Exposed fastened system
- Flat top trapezoidal rib
- Minimum slope 3:12
- 36" panel coverage
- 29 & 26 gauge
- Apply over open frame or solid substrate

DL-3 Panel
 29 ga. 23030xx

- Exposed fastened system
- Trapezoidal rib
- Minimum slope 3:12
- 36" panel coverage
- 29 & 26 gauge
- Apply over open frame or solid substrate

Strongpanel
 29 ga. 21100xx

- Exposed fastened system
- Classic board and batten design
- Minimum slope 3:12
- 36" panel coverage
- 29 gauge
- Apply over open frame or solid substrate

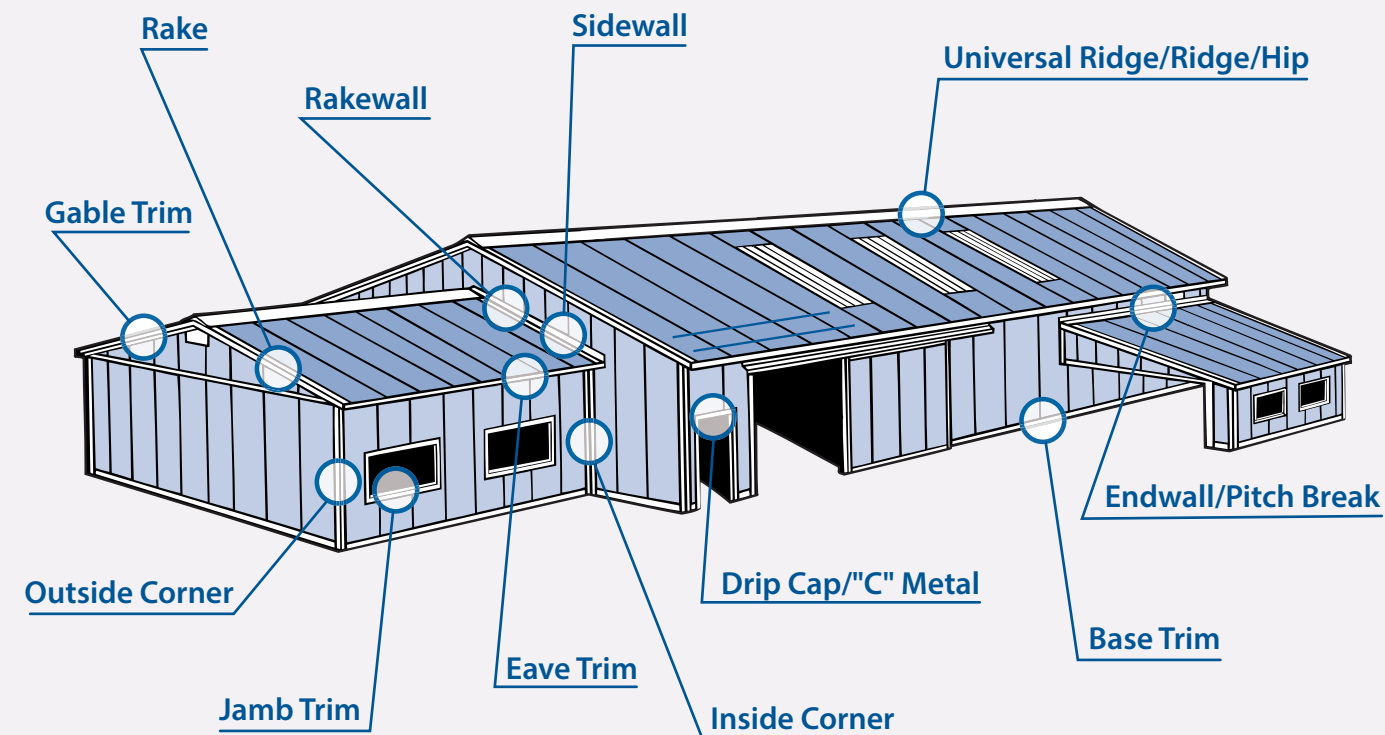
Image II™
 26 ga. Striated 25444xx

- Concealed fastened system
- 16" roof coverage
- Minimum slope 3:12
- 26 gauge
- 1" rib height

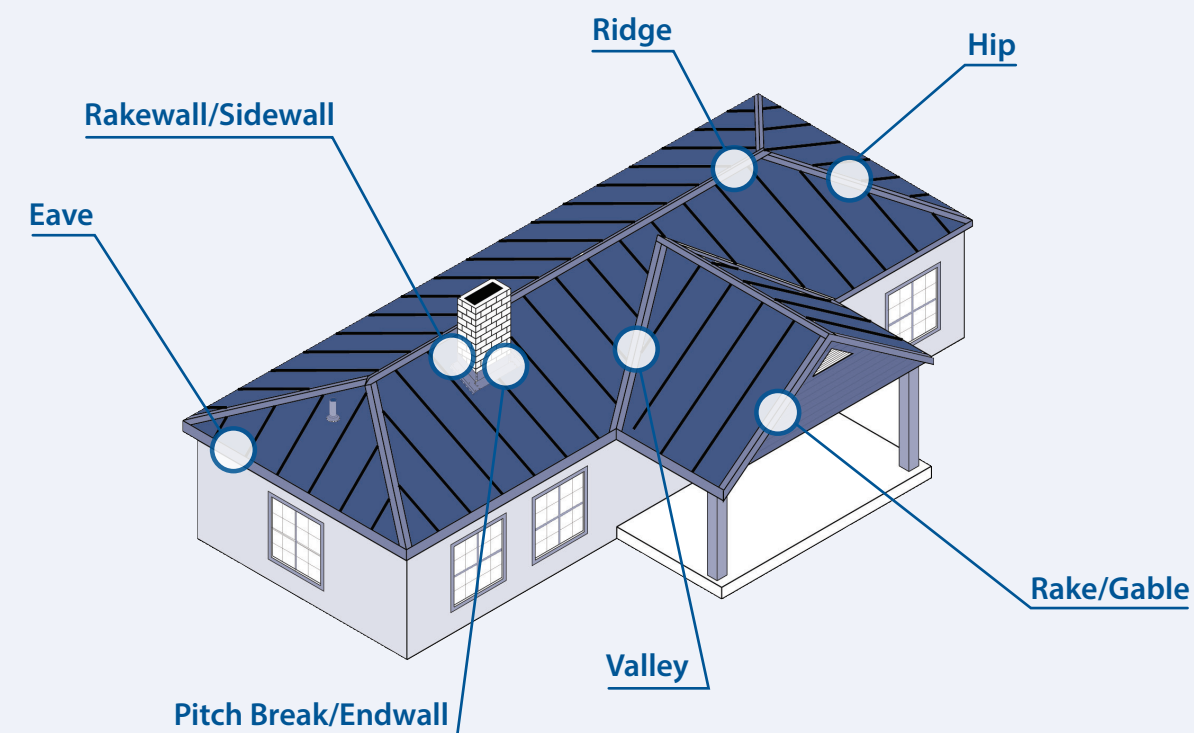
Standard Flashings and Trims

14" Universal Ridge 29 ga. 42023xx 	20" Universal Ridge 29 ga. 42072xx 	20" W-Valley 29 ga. 42079xx 	Residential Ridge Cap 29 ga. 42310xx 	Base Molding 29 ga. 42040xx 	Framing Closure 29 ga. 49118xx
Inside Corner 29 ga. 42063xx 	Outside Corner 29 ga. 10'-6" 42163xx 12'-6" 42166xx 14'-6" 42165xx 16'-6" 42167xx 	Residential Outside Corner 29 ga. 10'-6" 42142xx 12'-6" 42143xx 14'-6" 42144xx 16'-6" 42145xx 	Universal Endwall 29 ga. 42077xx 	Universal Sidewall 29 ga. 42078xx 	Pitch Break 29 ga. 53046xx
Gable Trim 29 ga. 42060xx 	Residential Gable Trim 29 ga. 42059xx 	Gambrel Trim 29 ga. 42524xx 	"C" Metal 29 ga. 42274xx 	Drip Cap 29 ga. 42044xx 	Universal Flashing 29 ga. 42076xx
90° Eave Molding 29 ga. 42054xx 	115° Eave Molding 29 ga. 42045xx 	Residential Eave Molding 29 ga. 42055xx 	Snow Guard 29 ga. 68617xx 	Residential Fascia 29 ga. 42058xx 	Double Angle 29 ga. 42043xx
Soffit "J" Trim 29 ga. 58661xx 	Mini Angle 29 ga. 42064xx 	Interior Ceiling Trim-3/4" 29 ga. 42880xx 	Soffit Starter-3/8" 29 ga. 58662xx 	Post Trim 3.5" 29 ga. 42067xx 	Post Trim 5.5" 26 ga. 42068xx
Post Trim 7.25" 29 ga. 42069xx 	Post Trim 9.25" 29 ga. 42070xx 	Door Jamb Molding 7.25" 29 ga. 42041xx 	Door Jamb Molding 9.25" 29 ga. 42042xx 	Overhead Door Trim 29 ga. 42065xx 	Overhead Door Trim Cap 29 ga. 42066xx
14" Step Hip/Ridge Cover 26 ga. 55009xx 	11" Hip/Ridge Cover 26 ga. 55002xx 	Rakewall 26 ga. 55056xx 	Step Rakewall 26 ga. 55957xx 	Rake 26 ga. 55951xx 	Pitch Break 26 ga. 55048xx
Valley 26 ga. 55018xx 	Image II Step Rake 26 ga. 55954xx 	Cleat 26 ga. 5506099xx 	Offset Cleat 26 ga. 5506499xx 	Eave 26 ga. 55065xx 	Extended Eave 26 ga. 55073xx

Exposed Fastener/Multi Purpose Trims



Concealed Fastener Trims



Exposed Fastener/Multi Purpose

Concealed Fastener

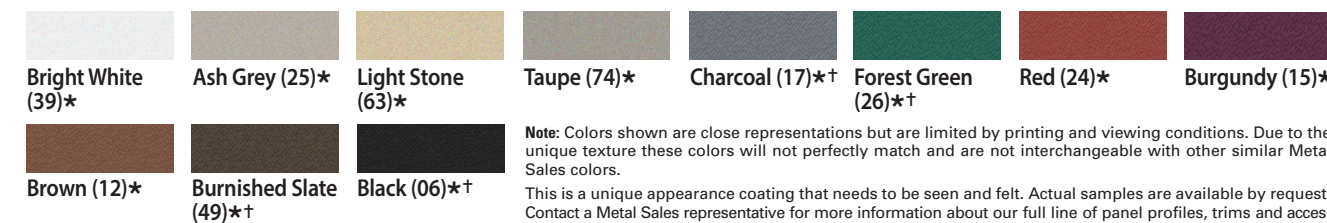
PANEL AND FLASHING GUIDE

Color (Color Code)	Classic Rib®		Pro-Panel II®		DL-3 Panel		Strongpanel 29 Ga.	Image II™ 26 Ga.
	29 Ga.	26 Ga.	29 Ga.	26 Ga.	29 Ga.	26 Ga.		
Ash Grey (25)	•	•	•	•	•	•		•
Ash Grey Crinkle (25)	•		•		•			
Black (06)	•	•	•	•	•	•		•
Black Crinkle (06)	•		•		•			•
Bone White (G94)							•	
Bright White (39)	•	•	•	•	•	•	•	•
Bright White Crinkle (39)	•		•		•			
Brown (12)	•	•	•	•	•	•		•
Brown Crinkle (12)	•		•		•			
Burgundy (15)	•	•	•	•	•	•	•	•
Burgundy Crinkle (15)	•		•		•			
Burnished Slate (49)	•	•	•	•	•	•		•
Burnished Slate Crinkle (49)	•		•		•			•
Carlsbad Canyon (10)	•	•	•	•	•	•		•
Charcoal (17)	•	•	•	•	•	•		•
Charcoal (G4)							•	
Charcoal Crinkle (17)	•		•		•			•
Cocoa Brown (G2)							•	
Dark Green (G47)							•	
Fern Green (07)	•	•	•	•	•	•		•
Forest Green (26)	•	•	•	•	•	•		•
Forest Green Crinkle (26)	•		•		•			•
Galvalume (41)		•		•		•		•
Galvanized (00)	•		•		•		•	
Hawaiian Blue (70)	•	•	•	•	•	•		•
Ivory (28)	•		•		•			
Ivory (G8)							•	
Light Gray (G7)							•	
Light Stone (63)	•	•	•	•	•	•		•
Light Stone Crinkle (63)	•		•		•			
Mocha Tan (22)	•	•	•	•	•	•		•
Native Copper (190)	•	•	•	•	•	•		•
Ocean Blue (35)	•	•	•	•	•	•	•	•
Patriot Red (73)	•	•	•	•	•	•		•
Polar White (80)		•		•		•		•
Red (24)	•	•	•	•	•	•		•
Red Crinkle (24)	•		•		•			
Rural Red (G1)							•	
Sand Tan (G6)							•	
Shadow Gray (G3)							•	
Shale Green (R7)	•		•		•			
Sierra White (G5)							•	
Taupe (74)	•	•	•	•	•	•	•	•
Taupe Crinkle (74)	•		•		•			
White (30)	•	•	•	•	•	•		•
Zinc Grey (29)	•	•	•	•	•	•		•

29 Gauge Colors MS Colorfast45® 45 year finish warranty



29 Gauge MS Crinkle Finish Colors 45 year finish warranty (Galvalume substrate)



Note: Colors shown are close representations but are limited by printing and viewing conditions. Due to the unique texture these colors will not perfectly match and are not interchangeable with other similar Metal Sales colors. This is a unique appearance coating that needs to be seen and felt. Actual samples are available by request. Contact a Metal Sales representative for more information about our full line of panel profiles, trims and accessories to complete your project from start to finish.

† Available in 26 gauge Image II™

29 Gauge Strongpanel Colors MS Strongcoat45® 45 year finish warranty



26 Gauge Colors MS Colorfast45® 45 year finish warranty (Galvalume substrate)



24 ga. limited options in stock - please inquire about specific colors and options available at the Detroit Lakes, MN location.

*Premium Color - Upcharge will apply
Representation of colors will vary due to printing limitations. Color Charts and Sample Color Chips are available upon request.

