




MESA RIM

IMPower Series™ Insulated Metal Panels COLORS

Specify IMPower Series™ Insulated Metal Panels from Metal Sales. IMPower Insulated Panels offer factory coating solutions for a multitude of building designs and performance requirements. Equipped with the latest cool color pigment technologies and a variety of specific formulations to protect your building envelope.

Standard SMP



IMPERIAL WHITE
SR .70 | E .86 | SRI 85



POLAR WHITE
SR .60 | E .87 | SRI 71



LIGHT STONE
SR .56 | E .87 | SRI 66



SANDSTONE
SR .60 | E .86 | SRI 71




BURNISHED SLATE
SR .32 | E .87 | SRI 33



SURREY BEIGE
SR .53 | E .86 | SRI 61


AdobeTexture®



REGAL WHITE
SR .68 | E .87 | SRI 82



PEARL GRAY
SR .45 | E .88 | SRI 51



SANDSTONE
SR .58 | E .87 | SRI 68



SURREY BEIGE
SR .48 | E .87 | SRI 51

Premium SMP



ASH GRAY
SR .46 | E .87 | SRI 52



GRIZZLE GRAY
SR .33 | E .87 | SRI 35




ALMOND
SR .63 | E .86 | SRI 75



TUNDRA
SR .44 | E .87 | SRI 49

Standard Interior Polyester



IMPERIAL WHITE
SR .66 | E .85 | SRI 79

The colors shown here are representative only and not necessarily true reproductions of actual color coatings. All performance data (SR, E and SRI) listed for SMP and PVDF are for standard finish systems.

metalsales.us.com
800.406.7387

 Metal Sales™

IMPower Series™ Insulated Metal Panels


MESA

IMPower Series™

When making your coating choice, please note the following:

- The standard exterior texture for wall panels is an embossed surface. Smooth exterior surfaces may be available upon request.
- The standard exterior texture for roof panels is a smooth surface.
- The standard interior texture for all panels is a lightly embossed surface in SMP Imperial White.
- All colors except Imperial White are available in a PVDF finish upon request.
- HE40A AdobeTexture™ panels are available in Sandstone, Surrey Beige, Pearl Gray, and Regal White only.
- Non-stock colors, custom paint systems and special orders are subject to higher pricing and may increase lead times.

Standard PVDF*



REGAL WHITE
SR .72 | E .87 | SRI 88




LIGHT FRENCH GRAY
SR .60 | E .87 | SRI 71



PEARL GRAY
SR .49 | E .86 | SRI 56



TUNDRA
SR .45 | E .87 | SRI 51



ALMOND
SR .63 | E .87 | SRI 75



SURREY BEIGE
SR .48 | E .85 | SRI 54



MEDIUM BRONZE
SR .33 | E .86 | SRI 34



REDDENED EARTH
SR .44 | E .86 | SRI 49



SLATE GRAY
SR .40 | E .87 | SRI 44



SANDSTONE
SR .61 | E .85 | SRI 72




WARM WHITE
SR .64 | E .87 | SRI 77



ROYAL BLUE
SR .29 | E .86 | SRI 29

Premium PVDF*



SNOW WHITE
SR .67 | E .87 | SRI 81



PEPPERCORN
SR .33 | E .87 | SRI 35



VIRTUAL TAUPE
SR .40 | E .87 | SRI 44



WEATHERED COPPER
SR .28 | E .87 | SRI 28



COLONIAL RED**
SR .33 | E .87 | SRI 35



EVERGREEN
SR .28 | E .86 | SRI 27



SLATE BLUE
SR .30 | E .87 | SRI 31



NAVAL
SR .29 | E .87 | SRI 29

Contact your Metal Sales representative for information regarding availability and for complete coating system specifications.