


Magna-Loc 90

ms Metal Sales™



Architectural & Commercial Roof Panel

- Flat-pan standing seam panel
- Mechanically-seamed side laps
- 24 ga. standard
- Minimum roof slope 1/2:12
- Available in a wide variety of colors
- Installs over open framing or a solid substrate

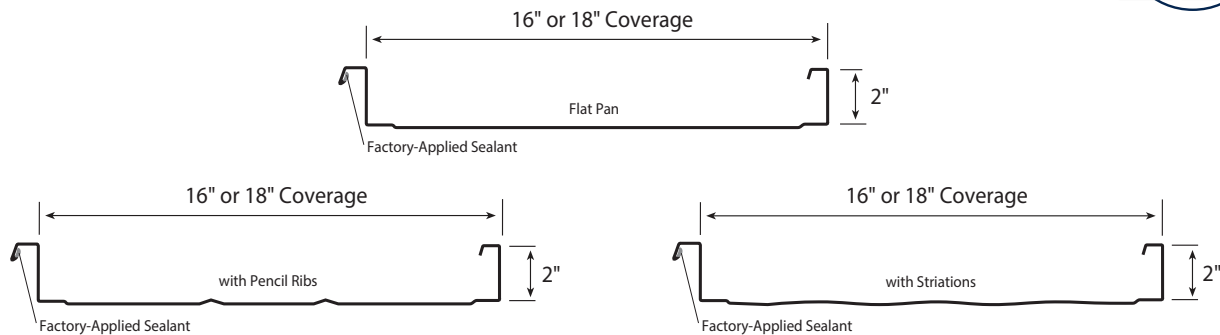



800.406.7387
metalsales.us.com

ms Metal Sales™

MAGNA-LOC 90

ROOF PANEL



PANEL INFORMATION

- ▷ Gauge: 24 ga standard; 22 ga optional
- ▷ 16" or 18" panel coverage, 2" rib height
- ▷ Exposed fastened, low profile roof and wall system
- ▷ Minimum roof slope: 1/2:12
- ▷ Minimum roof slope: 3:12 (where a valley condition exists)

TESTING AND APPROVALS

- ▷ UL 263 Fire Resistance Rating – per assembly
- ▷ UL 580 Wind Uplift, Construction – Class 90, #506, 506A & 506B
- ▷ UL 790 Fire Resistance Rating – Class A, per building code
- ▷ UL 2218 Impact Resistance – Class 4
- ▷ ASTM E 1592 Roof Uplift
- ▷ ASTM E 1646 Water Penetration – none at 12 psf*
- ▷ ASTM E 1680 Air Leakage – 0.016 cfm/ft² at 12 psf*
- ▷ ASTM E 2140 Water Penetration, Static Head – none at 12 psf*
- ▷ Texas Windstorm Evaluation – RC-197
- ▷ ICC Evaluation Report – ESR-2385
- ▷ Miami-Dade County Approved, NOA 23-1011.10 & 23-1011.11
- ▷ 2023 FBC Approvals – FL10999.5, FL11560.5, FL11560.6 & FL10999.2

*with tube sealant at clip locations

GENERAL INFORMATION

- ▶ **Features:** Magna-Loc 90 panels will not warp, split, crack or curl and are impervious to mildew, rot, termites and pests. Installation over solid substrate or open framing.
- ▶ **Substructure:** Magna-Loc 90 is designed to be utilized over open framing or a solid substrate. To avoid panel distortion, use a properly aligned and uniform substructure.
- ▶ **Length:** Minimum factory cut length is 5'-0". Maximum recommended panel length is 45'-0". Longer panels require additional considerations in packaging, shipping and erection. Please consult Metal Sales for recommendations.
- ▶ **Fasteners:** The fastener selection guide should be consulted for choosing the proper fastener for specific applications. Quantity and type of fastener must meet necessary loading and code requirements.
- ▶ **Finishes:** PVDF and Acrylic-Coated Galvalume®.

For all specific warranty, application, installation and technical information regarding these products, contact your representative.

LOAD TABLE

SECTION PROPERTIES								ALLOWABLE UNIFORM LOADS psf (3 or More Equal Spans)											
Ga.	Width in	Yield ksi	Weight psf	Top In Compression		Bottom In Compression		Inward Load					Outward Load						
				lxx in ⁴ /ft	Sxx in ³ /ft	lxx in ⁴ /ft	Sxx in ³ /ft	2'	2.5'	3'	3.5'	4'	5'	2'	2.5'	3'	3.5'	4'	5'
24	16"	50	1.25	0.1785	0.1013	0.0855	0.0754	368	249	179	135	105	68	123	111	99	87	75	51
24	18"	50	1.21	0.1620	0.0900	0.0760	0.0669	327	221	159	119	93	60	111	99	87	75	63	39
22	16"	50	1.64	0.2475	0.1424	0.1178	0.1070	549	367	261	195	151	98	128	119	110	100	91	73
22	18"	50	1.59	0.2240	0.1261	0.1047	0.0951	488	326	232	173	134	87	120	108	95	83	71	46

1. Theoretical section properties have been calculated per AISI 2016 'North American Specification for the Design of Cold-Formed Steel Structural Members'. lxx and Sxx are effective section properties for deflection and bending.
2. Allowable load is calculated in accordance with AISI 2016 specifications considering bending, shear, combined bending & shear and deflection. Allowable load does not address web crippling, fasteners, support material or load testing. Allowable load considers the three or more equal spans condition. Panel weight is not considered.
3. Deflection consideration is limited by a maximum deflection ratio of L/180 of span.
4. Allowable loads do not include a 1/3 stress increase for wind.

Metal Sales Manufacturing Corporation

metalsales.us.com

Anchorage, AK 866.640.7663
 Bay City, MI 888.777.7640
 Deer Lake, PA 800.544.2577
 Denver, CO 800.289.7663

Detroit Lakes, MN 888.594.1394
 Fontana, CA 800.782.7953
 Fort Smith, AR 877.452.3915
 Independence, MO 800.747.0012

Jacksonville, FL 800.394.4419
 Kelso, WA 800.431.3470
 Rock Island, IL 800.747.1206
 Rogers, MN 800.328.9316

Sellersburg, IN 800.999.7777
 Sioux Falls, SD 888.299.0024
 Spokane, WA 800.572.6565
 Temple, TX 800.543.4415
 Woodland, CA 800.759.6019